

# PARK7,DJ-1 antibody

Catalog Number: 113584

## Product name

PARK7,DJ-1 antibody

WB: 1:500-1:5000

IP: 1:500-1:5000

## Specificity

Human, Mouse; other species not tested.

IHC: 1:20-1:200

IF: 1:20-1:200

## Antibody description

PARK7,DJ-1 Rabbit Polyclonal antibody. Positive WB detected in HeLa cells, HEK-293 cells, Jurkat cells. Positive IP detected in HeLa cells. Positive IF detected in SH-SY5Y cells. Positive IHC detected in human gliomas tissue, human kidney tissue. Observed molecular weight by Western-blot: 20 kDa, 25 kDa

## Preparation

This antibody was obtained by immunization of PARK7,DJ-1 recombinant protein (Accession Number: NM\_007262). Purification method: Antigen affinity purified.

## Formulation

PBS with 0.1% sodium azide and 50% glycerol pH 7.3.

## Storage

Store at -20°C. DO NOT ALIQUOT

## Clonality

Polyclonal

## Ig Type

Rabbit IgG

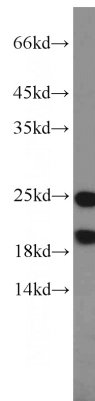
## Applications

ELISA, WB, IHC, IP, IF

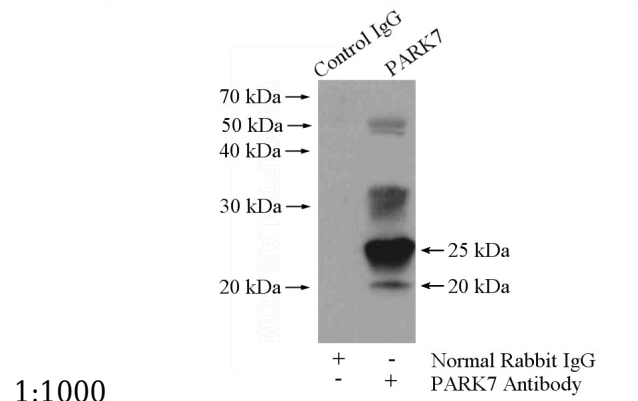
## Dilutions

Recommended Dilution:

## Validations



HeLa cells were subjected to SDS PAGE followed by western blot with Catalog No:113584(PARK7,DJ-1 antibody) at dilution of

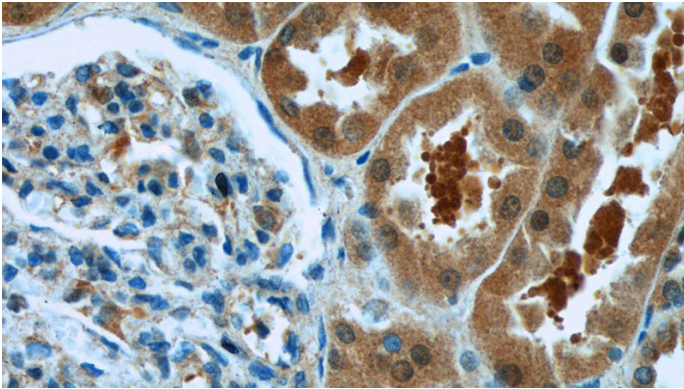


IP Result of anti-PARK7,DJ-1 (IP:Catalog No:113584, 4ug; Detection:Catalog No:113584 1:1000) with HeLa cells lysate 1200ug.

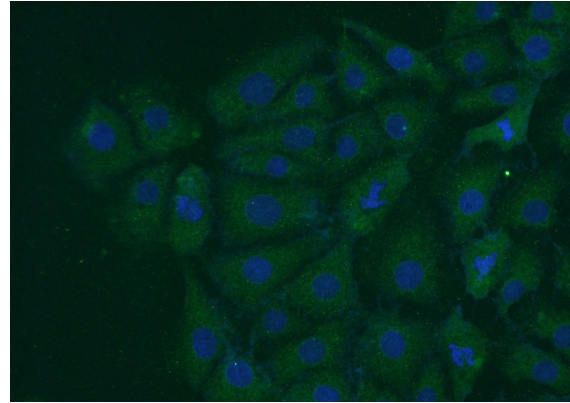
# PARK7,DJ-1 antibody

Catalog Number: 113584

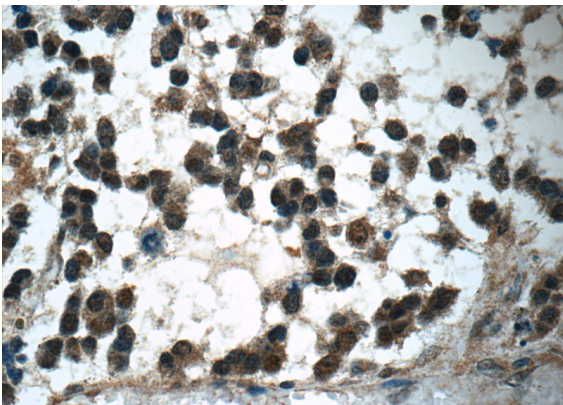
---



Immunohistochemistry of paraffin-embedded human gliomas tissue slide using Catalog No:113584(PARK7,DJ-1 Antibody) at dilution of 1:50 (under 40x lens)



Immunofluorescent analysis of SH-SY5Y cells using Catalog No:113584(PARK7,DJ-1 Antibody) at dilution of 1:50 and Alexa Fluor 488-conjugated AffiniPure Goat Anti-Rabbit IgG(H+L)



Immunohistochemistry of paraffin-embedded human kidney tissue slide using Catalog No:113584(PARK7,DJ-1 Antibody) at dilution of 1:50 (under 40x lens)