

FAM20C antibody



Catalog Number: 110584

Product name

FAM20C antibody

Specificity

Human, Mouse, Rat; other species not tested.

Antibody description

FAM20C Rabbit Polyclonal antibody. Positive WB detected in mouse ovary tissue, ROS1728 cells. Positive IHC detected in human ovary tissue, human kidney tissue. Observed molecular weight by Western-blot: 65-70 kDa

Preparation

This antibody was obtained by immunization of FAM20C recombinant protein (Accession Number: BC040074). Purification method: Antigen affinity purified.

Formulation

PBS with 0.1% sodium azide and 50% glycerol pH 7.3.

Storage

Store at -20°C. DO NOT ALIQUOT

Clonality

Polyclonal

Ig Type

Rabbit IgG

Applications

ELISA, WB, IHC

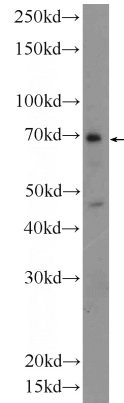
Dilutions

Recommended Dilution:

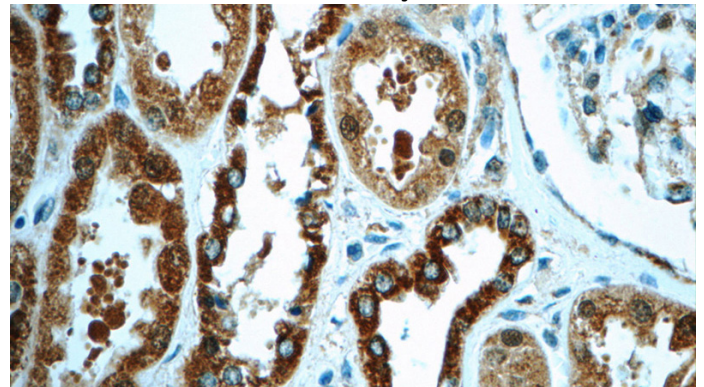
WB: 1:200-1:1000

IHC: 1:20-1:200

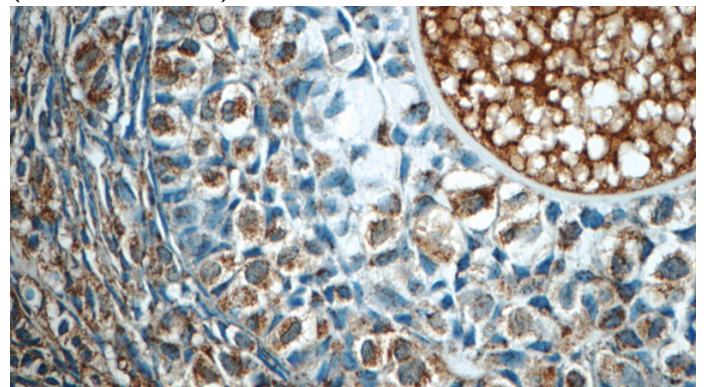
Validations



mouse ovary tissue were subjected to SDS PAGE followed by western blot with Catalog No:110584(FAM20C Antibody) at dilution of 1:300



Immunohistochemistry of paraffin-embedded human kidney tissue slide using Catalog No:110584(FAM20C Antibody) at dilution of 1:50 (under 40x lens)



Immunohistochemistry of paraffin-embedded human ovary tissue slide using Catalog No:110584(FAM20C Antibody) at dilution of 1:50

FAM20C antibody



Catalog Number: 110584

(under 40x lens)