

GSTK1 antibody

Catalog Number: 111184

Product name

GSTK1 antibody

IP: 1:500-1:5000

IHC: 1:20-1:200

Specificity

Human, Mouse, Rat; other species not tested.

Antibody description

GSTK1 Rabbit Polyclonal antibody. Positive IHC detected in human liver cancer tissue. Positive WB detected in Raji cells. Positive IP detected in Raji cells. Observed molecular weight by Western-blot: 27 kDa

Preparation

This antibody was obtained by immunization of GSTK1 recombinant protein (Accession Number: NM_015917). Purification method: Antigen affinity purified.

Formulation

PBS with 0.02% sodium azide and 50% glycerol pH 7.3.

Storage

Store at -20°C. DO NOT ALIQUOT

Clonality

Polyclonal

Ig Type

Rabbit IgG

Applications


ELISA, WB, IHC, IP

Dilutions

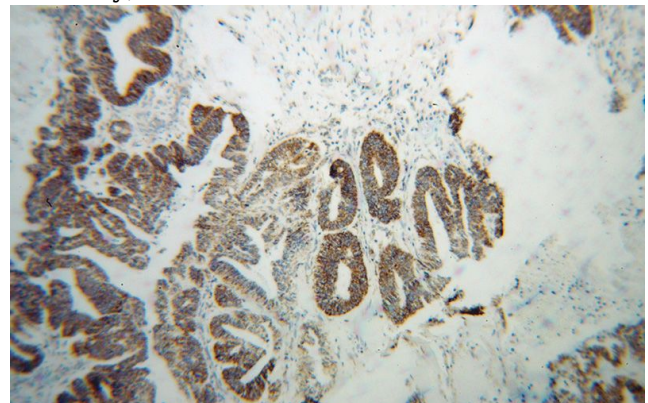
Recommended Dilution:

WB: 1:500-1:5000

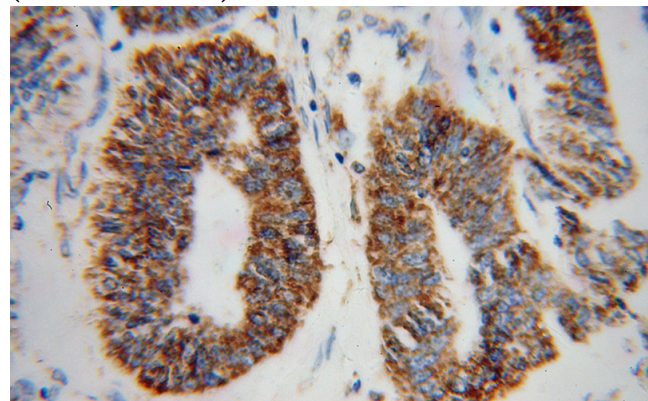
Validations



Raji cells were subjected to SDS PAGE followed by western blot with Catalog No:111184(GSTK1 antibody) at dilution of 1:1200



Immunohistochemical of paraffin-embedded human liver cancer using Catalog No:111184(GSTK1 antibody) at dilution of 1:100 (under 10x lens)



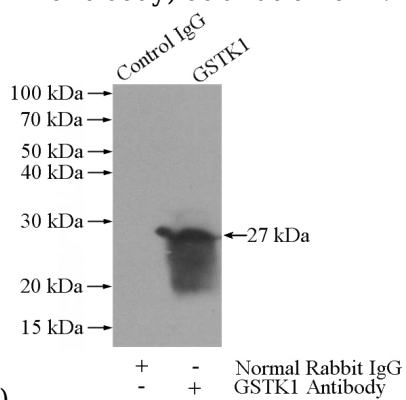
Immunohistochemical of paraffin-embedded

GSTK1 antibody

Catalog Number: 111184

human liver cancer using Catalog
No:111184(GSTK1 antibody) at dilution of 1:100

IP Result of anti-GSTK1 (IP:Catalog No:111184,
3ug; Detection:Catalog No:111184 1:1000) with
Raji cells lysate 2000ug.



(under 40x lens)