

COX15 antibody

Catalog Number: 109484

Product name

COX15 antibody

IHC: 1:20-1:200

IF: 1:10-1:100

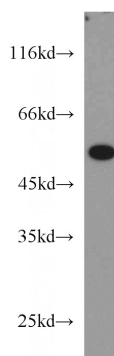
Specificity

Human, Mouse, Rat; other species not tested.

Validations

Antibody description

COX15 Rabbit Polyclonal antibody. Positive WB detected in mouse skeletal muscle tissue, mouse brain tissue, mouse heart tissue. Positive IHC detected in human heart tissue. Positive IF detected in HepG2 cells. Observed molecular weight by Western-blot: 44-55 kDa



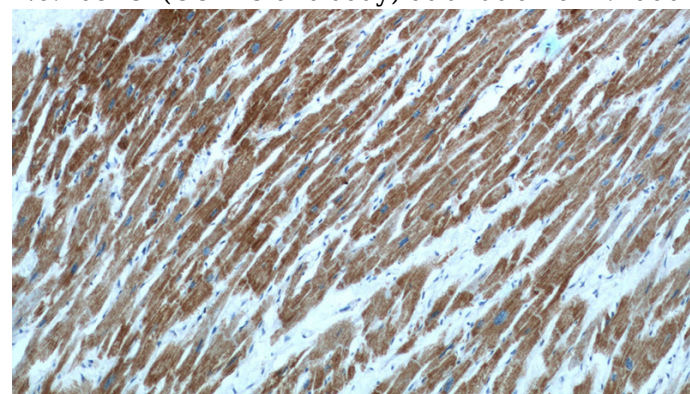
Preparation

This antibody was obtained by immunization of COX15 recombinant protein (Accession Number: NM_078470). Purification method: Antigen affinity purified.

mouse skeletal muscle tissue were subjected to SDS PAGE followed by western blot with Catalog No:109484(COX15 antibody) at dilution of 1:1000

Formulation

PBS with 0.1% sodium azide and 50% glycerol pH 7.3.



Storage

Store at -20°C. DO NOT ALIQUOT

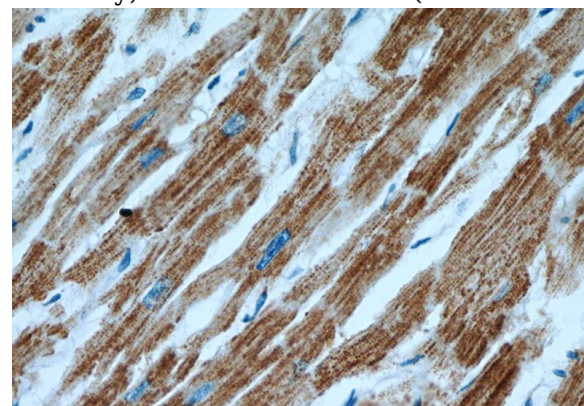
Clonality

Polyclonal

Immunohistochemical of paraffin-embedded human heart using Catalog No:109484(COX15 antibody) at dilution of 1:100 (under 10x lens)

Ig Type

Rabbit IgG



Applications

ELISA, WB, IHC, IF

Dilutions

Recommended Dilution:

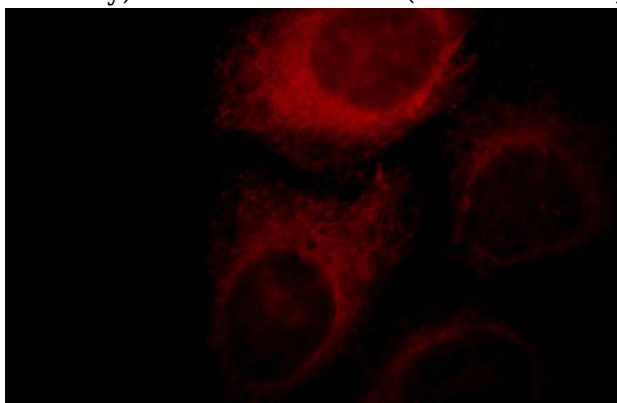
WB: 1:500-1:5000

Immunohistochemical of paraffin-embedded human heart using Catalog No:109484(COX15 antibody) at dilution of 1:100 (under 10x lens)

COX15 antibody

Catalog Number: 109484

antibody) at dilution of 1:100 (under 40x lens)



Immunofluorescent analysis of HepG2 cells, using COX15 antibody Catalog No:109484 at 1:25 dilution and Rhodamine-labeled goat anti-rabbit IgG (red).