

beta Tubulin antibody



Catalog Number: 108484

Product name

beta Tubulin antibody

Specificity

Human, Mouse, Rat; other species not tested.

Antibody description

beta Tubulin Rabbit Polyclonal antibody. Positive WB detected in HeLa cells, A549 cells, HEK-293 cells, HepG2 cells, mouse brain tissue, PC-3 cells, rat brain tissue, SH-SY5Y cells. Positive IP detected in mouse brain tissue. Positive FC detected in HepG2 cells. Positive IF detected in HepG2 cells. Positive IHC detected in rat brain tissue, human cerebellum tissue, human colon tissue, rat testis tissue. Observed molecular weight by Western-blot: 55 kDa

Preparation

This antibody was obtained by immunization of beta Tubulin recombinant protein (Accession Number: NM_006086). Purification method: Antigen affinity purified.

Formulation

PBS with 0.1% sodium azide and 50% glycerol pH 7.3.

Storage

Store at -20°C. DO NOT ALIQUOT

Clonality

Polyclonal

Ig Type

Rabbit IgG

Applications

ELISA, WB, IF, IP, IHC, FC

Dilutions

Recommended Dilution:


WB: 1:500-1:5000

IP: 1:500-1:5000


IHC: 1:20-1:200

IF: 1:10-1:100

Validations



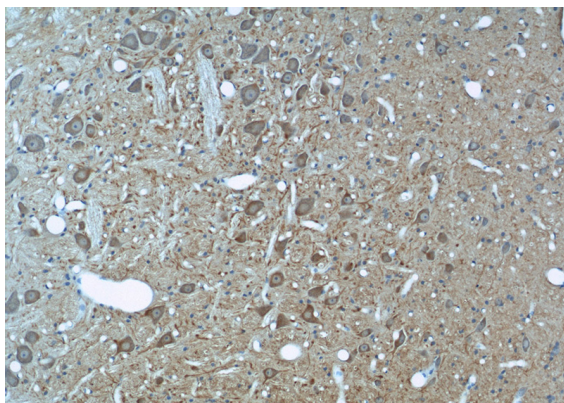
HeLa cells were subjected to SDS PAGE followed by western blot with Catalog No:117307(tubulin-beta antibody) at dilution of 1:1000



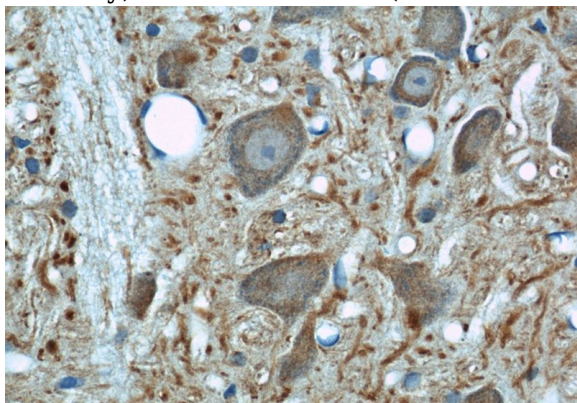
IP Result of anti-tubulin-beta (IP:Catalog No:117307, 3ug; Detection:Catalog No:117307 1:1000) with mouse brain tissue lysate 7500ug.

beta Tubulin antibody

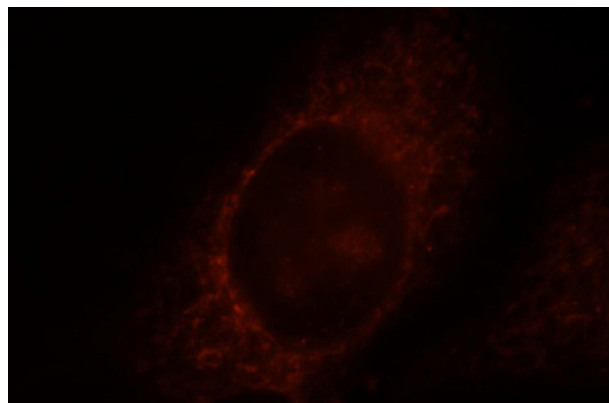
Catalog Number: 108484



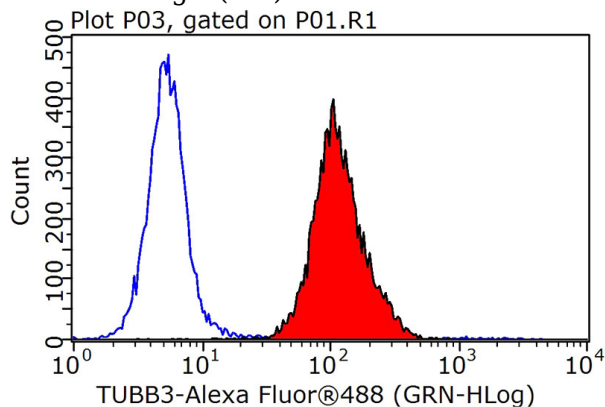
Immunohistochemical of paraffin-embedded rat brain using Catalog No:117307(tubulin-beta antibody) at dilution of 1:50 (under 10x lens)



Immunohistochemical of paraffin-embedded rat brain using Catalog No:117307(tubulin-beta antibody) at dilution of 1:50 (under 40x lens)



Immunofluorescent analysis of HepG2 cells, using Catalog No:117307 and Rhodamine-labeled goat anti-rabbit IgG (red).



1×10^6 HepG2 cells were stained with 0.2ug tubulin-beta antibody (Catalog No:117307, red) and control antibody (blue). Fixed with 90% MeOH blocked with 3% BSA (30 min). Alexa Fluor 488-conjugated AffiniPure Goat Anti-Rabbit IgG(H+L) with dilution 1:1000.