

CCT5 antibody

Catalog Number: 109084

Product name

CCT5 antibody

WB: 1:500-1:5000

IP: 1:500-1:5000

Specificity

Human, Mouse, Rat, Zebrafish; other species not tested.


IHC: 1:20-1:200

IF: 1:20-1:200

Antibody description

CCT5 Rabbit Polyclonal antibody. Positive IHC detected in human colon cancer tissue. Positive IF detected in HepG2 cells. Positive WB detected in HeLa cells, COLO 320 cells. Positive IP detected in HeLa cells. Observed molecular weight by Western-blot: 60kd

Validations



Preparation

This antibody was obtained by immunization of CCT5 recombinant protein (Accession Number: NM_012073). Purification method: Antigen affinity purified.

HeLa cells were subjected to SDS PAGE followed by western blot with Catalog No:109084(CCT5 antibody) at dilution of 1:1000

Formulation

PBS with 0.1% sodium azide and 50% glycerol pH 7.3.

Storage

Store at -20°C. DO NOT ALIQUOT

Clonality

Polyclonal

Ig Type

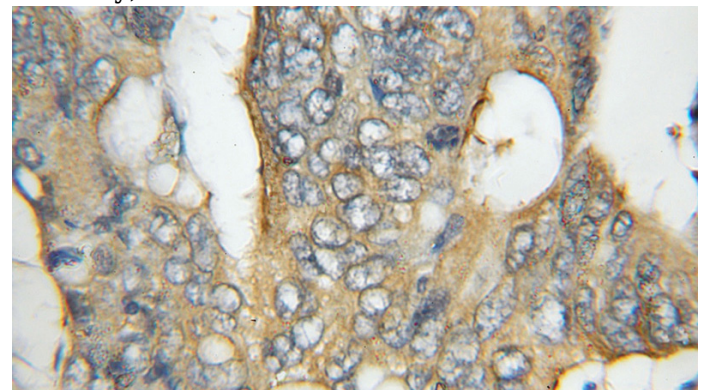
Rabbit IgG

Applications

ELISA, IHC, IF, IP, WB

Dilutions

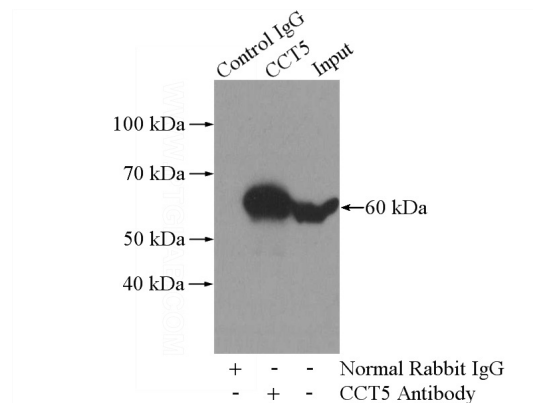
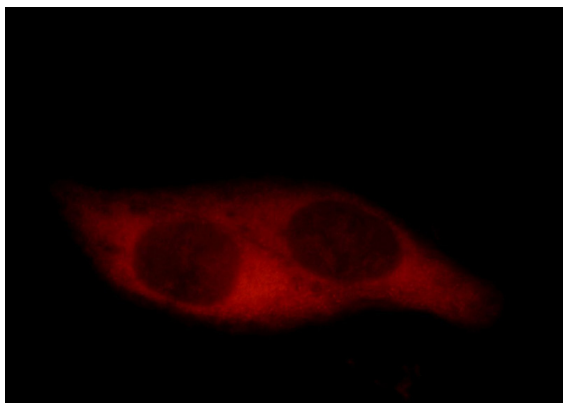
Recommended Dilution:



Immunohistochemical of paraffin-embedded human colon cancer using Catalog No:109084(CCT5 antibody) at dilution of 1:100 (under 10x lens)

CCT5 antibody

Catalog Number: 109084



Immunofluorescent analysis of HepG2 cells, using CCT5 antibody Catalog No:109084 at 1:50 dilution and Rhodamine-labeled goat anti-rabbit IgG (red).

IP Result of anti-CCT5 (IP:Catalog No:109084, 4ug; Detection:Catalog No:109084 1:1000) with HeLa cells lysate 1200ug.