

NDUFS6 antibody



Catalog Number: 113084

Product name

NDUFS6 antibody

Specificity

Human, Mouse, Rat; other species not tested.

Antibody description

NDUFS6 Rabbit Polyclonal antibody. Positive IHC detected in human prostate cancer tissue. Positive WB detected in human heart tissue, human liver tissue, rat liver tissue. Observed molecular weight by Western-blot: 13 kDa

Preparation

This antibody was obtained by immunization of NDUFS6 recombinant protein (Accession Number: NM_004553). Purification method: Antigen affinity purified.

Formulation

PBS with 0.02% sodium azide and 50% glycerol pH 7.3.

Storage

Store at -20°C. DO NOT ALIQUOT

Clonality

Polyclonal

Ig Type

Rabbit IgG

Applications

ELISA, WB, IHC


Dilutions

Recommended Dilution:

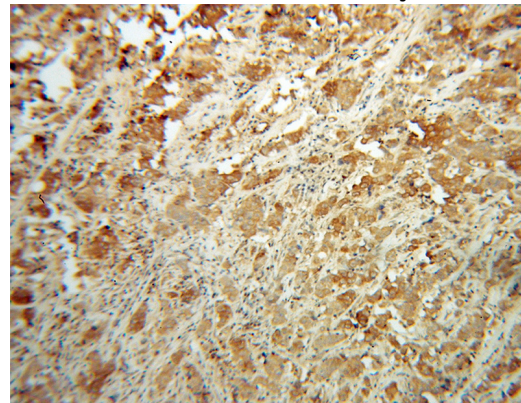
WB: 1:500-1:5000

IHC: 1:20-1:200

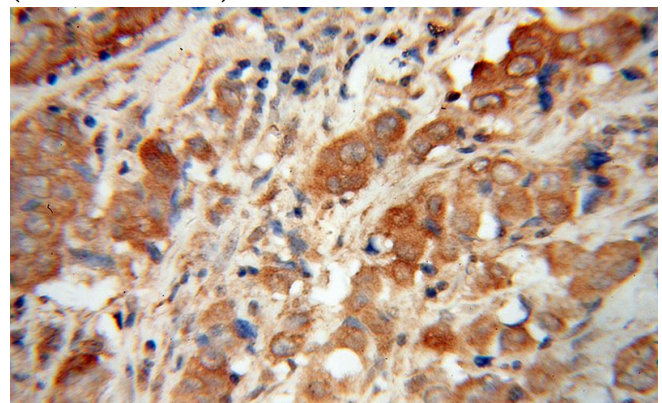
Validations



human heart tissue were subjected to SDS PAGE followed by western blot with Catalog No:113084(NDUFS6 antibody) at dilution of 1:500



Immunohistochemical of paraffin-embedded human prostate cancer using Catalog No:113084(NDUFS6 antibody) at dilution of 1:100 (under 10x lens)



Immunohistochemical of paraffin-embedded human prostate cancer using Catalog

NDUFS6 antibody



Catalog Number: 113084

No:113084(NDUFS6 antibody) at dilution of 1:100 (under 40x lens)