

# VPS18 antibody

Catalog Number: 116774

## Product name

VPS18 antibody

IHC: 1:20-1:200

IF: 1:20-1:200

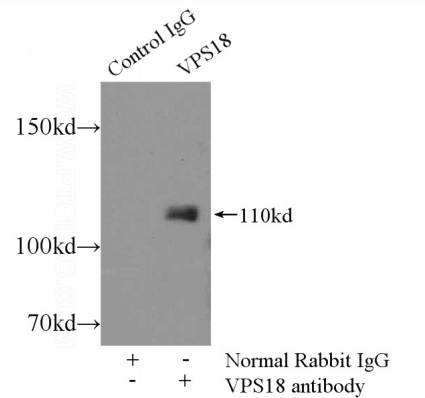
## Specificity

Human, Mouse, Rat; other species not tested.

## Validations

## Antibody description

VPS18 Rabbit Polyclonal antibody. Positive IHC detected in human lung cancer tissue. Positive IF detected in A549 cells. Positive FC detected in K-562 cells. Positive IP detected in HeLa cells. Observed molecular weight by Western-blot: 110 kDa



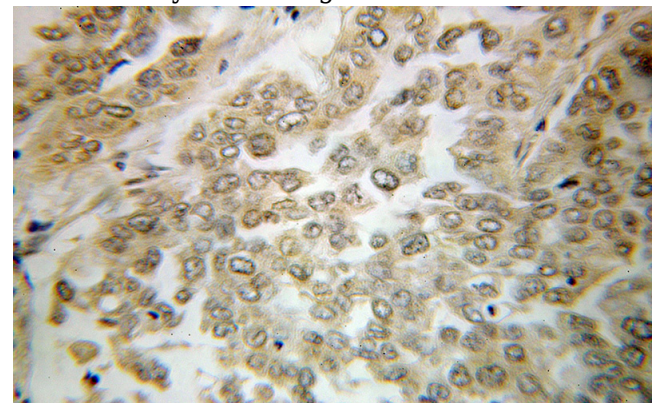
## Preparation

This antibody was obtained by immunization of VPS18 recombinant protein (Accession Number: BC001513). Purification method: Antigen affinity purified.

IP Result of anti-VPS18 (IP:Catalog No:116774, 4ug; Detection:Catalog No:116774 1:300) with HeLa cells lysate 920ug.

## Formulation

PBS with 0.1% sodium azide and 50% glycerol pH 7.3.



## Storage

Store at -20°C. DO NOT ALIQUOT

## Clonality

Polyclonal

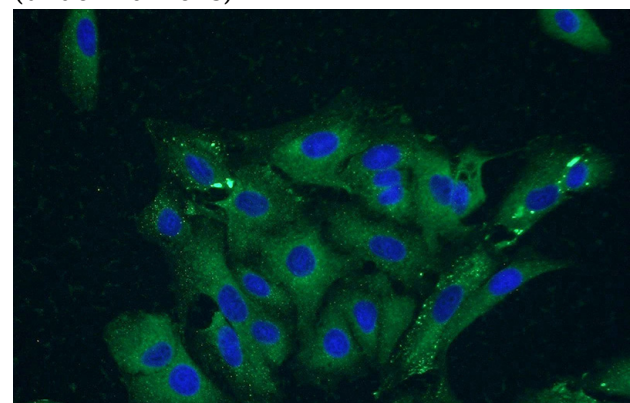
Immunohistochemical of paraffin-embedded human lung cancer using Catalog No:116774(VPS18 antibody) at dilution of 1:100 (under 10x lens)

## Ig Type

Rabbit IgG

## Applications

ELISA, IP, IHC, FC, IF



## Dilutions

Recommended Dilution:

IP: 1:200-1:1000

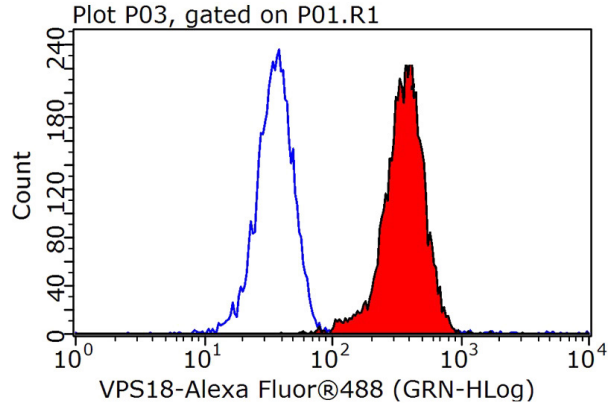
Immunofluorescent analysis of A549 cells using

# VPS18 antibody



Catalog Number: 116774

Catalog No:116774(VPS18 Antibody) at dilution of 1:50 and Alexa Fluor 488-conjugated AffiniPure Goat Anti-Rabbit IgG(H+L)



1X10<sup>6</sup> K-562 cells were stained with 0.2ug VPS18 antibody (Catalog No:116774, red) and control antibody (blue). Fixed with 90% MeOH blocked with 3% BSA (30 min). Alexa Fluor 488-conjugated AffiniPure Goat Anti-Rabbit IgG(H+L) with dilution 1:1000.