

# UCHL5IP antibody



Catalog Number: 116674

## Product name

UCHL5IP antibody

IHC: 1:20-1:200

IF: 1:50-1:500

## Specificity

Human; other species not tested.

## Antibody description

UCHL5IP Rabbit Polyclonal antibody. Positive WB detected in MCF-7 cells. Positive IF detected in MCF-7 cells. Positive IHC detected in human ovary tissue. Observed molecular weight by Western-blot: 46 kDa

## Preparation

This antibody was obtained by immunization of UCHL5IP recombinant protein (Accession Number: NM\_017518). Purification method: Antigen affinity purified.

## Formulation

PBS with 0.1% sodium azide and 50% glycerol pH 7.3.

## Storage

Store at -20°C. DO NOT ALIQUOT

## Clonality

Polyclonal

## Ig Type

Rabbit IgG

## Applications


ELISA, IHC, WB, IF

## Dilutions

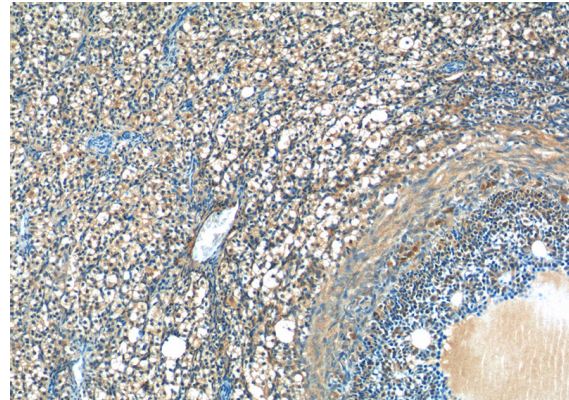
Recommended Dilution:

WB: 1:200-1:1000

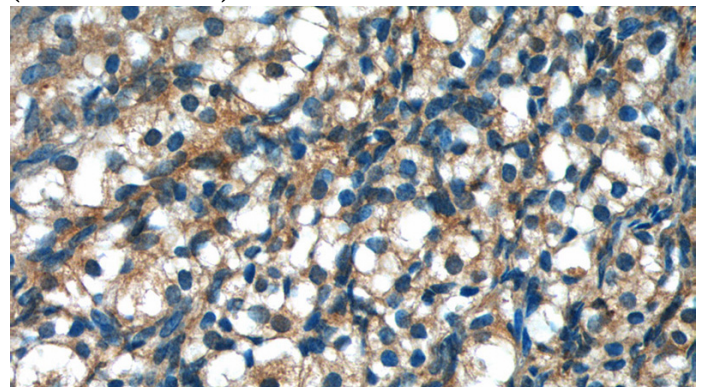
## Validations



MCF-7 cells were subjected to SDS PAGE followed by western blot with Catalog No:116674(UCHL5IP Antibody) at dilution of 1:300



Immunohistochemistry of paraffin-embedded human ovary tissue slide using Catalog No:116674(UCHL5IP Antibody) at dilution of 1:50 (under 10x lens)



Immunohistochemistry of paraffin-embedded

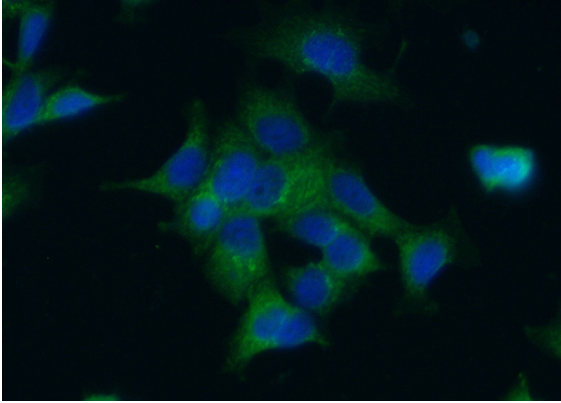
# UCHL5IP antibody



Catalog Number: 116674

---

human ovary tissue slide using Catalog No:116674(UCHL5IP Antibody) at dilution of 1:50 (under 40x lens)



Immunofluorescent analysis of (-20oc Ethanol) fixed MCF-7 cells using Catalog No:116674(UCHL5IP Antibody) at dilution of 1:50 and Alexa Fluor 488-conjugated AffiniPure Goat Anti-Rabbit IgG(H+L)