

# Iduronate 2 sulfatase antibody



Catalog Number: 107274

## Product name

Iduronate 2 sulfatase antibody

IHC: 1:20-1:200

IF: 1:20-1:200


## Specificity

Human; other species not tested.

## Validations

## Antibody description

Iduronate 2 sulfatase Mouse Monoclonal antibody. Positive WB detected in Human placenta, human brain tissue, human placenta tissue. Positive IHC detected in human liver tissue. Positive IF detected in HepG2 cells. Observed molecular weight by Western-blot: 76 kDa, 55 kDa



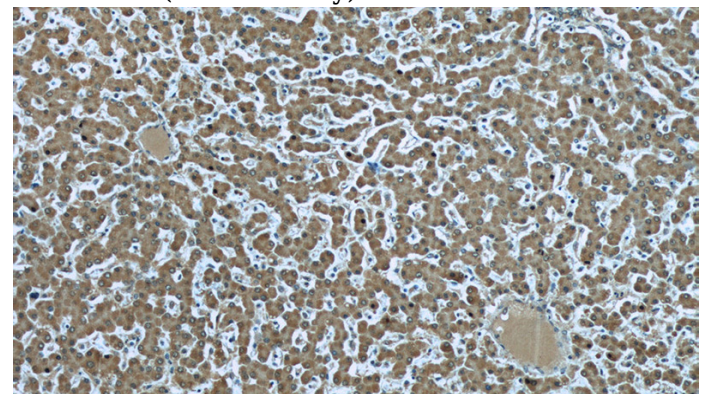
## Preparation

This antibody was obtained by immunization of Iduronate 2 sulfatase recombinant protein (Accession Number: BC006170). Purification method: Protein G purified.

human placenta tissue were subjected to SDS PAGE followed by western blot with Catalog No:107274(IDS antibody) at dilution of 1:500

## Formulation

PBS with 0.02% sodium azide and 50% glycerol pH 7.3.



## Storage

Store at -20°C. DO NOT ALIQUOT

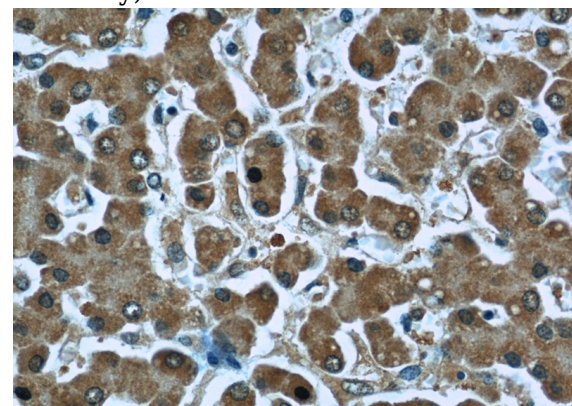
## Clonality

Monoclonal

Immunohistochemistry of paraffin-embedded human liver slide using Catalog No:107274(IDS Antibody) at dilution of 1:50

## Ig Type

Mouse IgG1



## Applications

ELISA, WB, IHC, IF

## Dilutions

Recommended Dilution:

WB: 1:200-1:2000

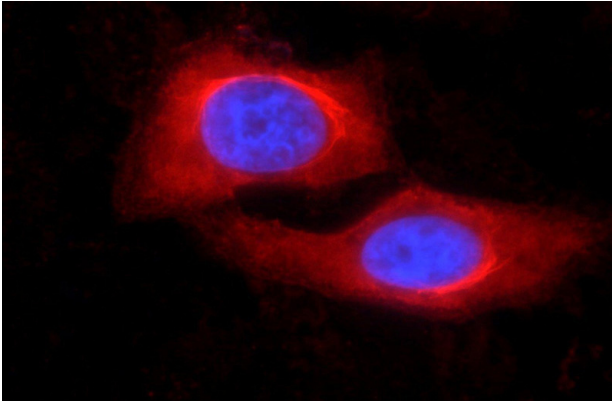
Immunohistochemistry of paraffin-embedded human liver slide using Catalog No:107274(IDS

# Iduronate 2 sulfatase antibody

Catalog Number: 107274

---

Antibody) at dilution of 1:50



Immunofluorescent analysis of HepG2 cells using Catalog No:107274(IDS Antibody) at dilution of 1:50 and Rhodamine-Goat anti-Mouse IgG