

# Anti-sars2 antibody



Catalog Number: 175174

## Product name

Anti-sars2 antibody

## Specificity

Zebrafish

## Antibody description

Rabbit polyclonal antibody to sars2

## Preparation

This antigen of this antibody was recombinant protein within zebrafish sars2 aa 293-514.

## Formulation

Liquid, 1\*PBS (pH7.4), 0.2% BSA, 50% Glycerol.  
Preservative: 0.05% Sodium Azide.

## Storage

Store at +4°C after thawing. Aliquot store at -20°C. Avoid repeated freeze / thaw cycles.

## Clonality

Polyclonal

## Ig Type

Rabbit IgG

## Applications

WB, IF, IHC-P

## Dilutions

WB: 1:500

IF: 1:50-1:200

IHC-P: 1:50-1:200

## Validations

kDa

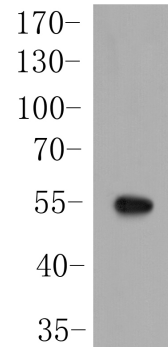


Fig1:: Western blot analysis of SARS2 on Zebrafish tissue lysate. Proteins were transferred to a PVDF membrane and blocked with 5% BSA in PBS for 1 hour at room temperature. The primary antibody ( 1/500) was used in 5% BSA at room temperature for 2 hours. Goat Anti-Rabbit IgG - HRP Secondary Antibody (HA1001) at 1:5,000 dilution was used for 1 hour at room temperature.

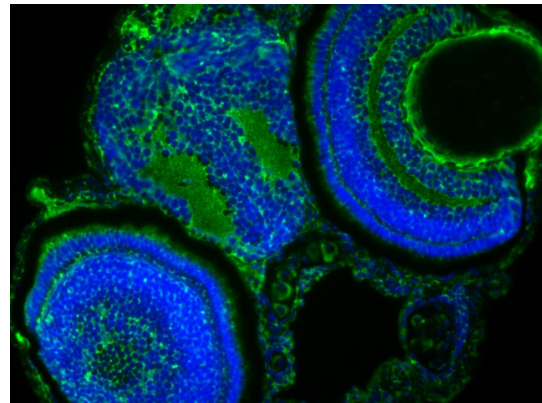


Fig2:: IF staining of SARS2 in Zebrafish (green). The nuclear counter stain is DAPI (blue). Cells were fixed in paraformaldehyde, permeabilised with 0.25% Triton X100/PBS.

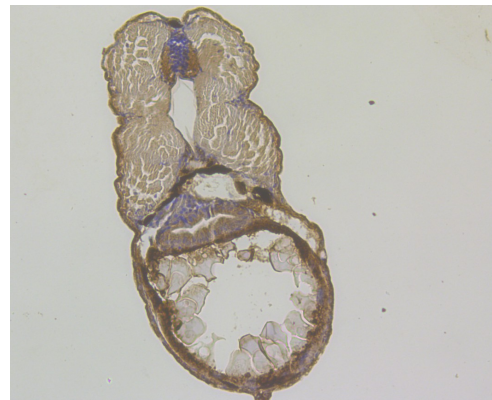


Fig3:: Immunohistochemical analysis of paraffin-

# Anti-sars2 antibody



Catalog Number: 175174

---

embedded Zebrafish tissue using anti-SARS2

antibody. Counter stained with hematoxylin.