

NGRN antibody

Catalog Number: 113174

Product name

NGRN antibody

Specificity

Human, Mouse, Rat; other species not tested.

Antibody description

NGRN Rabbit Polyclonal antibody. Positive WB detected in mouse liver tissue, A549 cells, mouse skeletal muscle tissue. Positive IHC detected in human testis tissue, human heart tissue. Observed molecular weight by Western-blot: 33-38 kDa

Preparation

This antibody was obtained by immunization of NGRN recombinant protein (Accession Number: NM_016645). Purification method: Antigen affinity purified.

Formulation

PBS with 0.1% sodium azide and 50% glycerol pH 7.3.

Storage

Store at -20°C. DO NOT ALIQUOT

Clonality

Polyclonal

Ig Type

Rabbit IgG

Applications

ELISA, WB, IHC


Dilutions

Recommended Dilution:

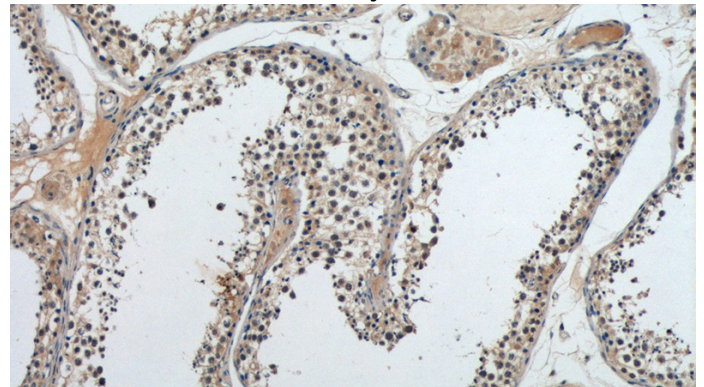
WB: 1:200-1:2000

IHC: 1:20-1:200

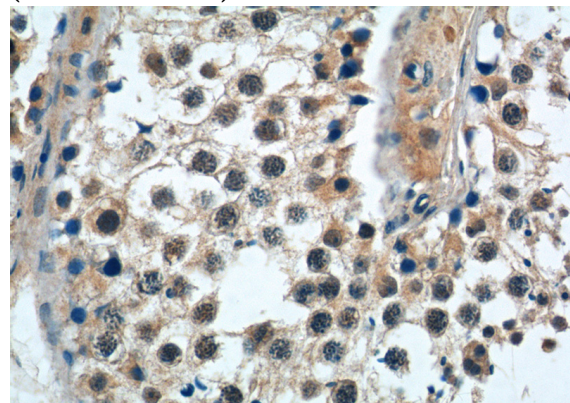
Validations



mouse liver tissue were subjected to SDS PAGE followed by western blot with Catalog No:113174(NGRN Antibody) at dilution of 1:600



Immunohistochemistry of paraffin-embedded human testis tissue slide using Catalog No:113174(NGRN Antibody) at dilution of 1:50 (under 10x lens)



Immunohistochemistry of paraffin-embedded human testis tissue slide using Catalog No:113174(NGRN Antibody) at dilution of 1:50

NGRN antibody



Catalog Number: 113174

(under 40x lens)