

EIF1AX antibody

Catalog Number: 110174

Product name

EIF1AX antibody

IHC: 1:20-1:200

IF: 1:20-1:200

Specificity

Human, Mouse, Rat; other species not tested.

Antibody description

EIF1AX Rabbit Polyclonal antibody. Positive IF detected in HeLa cells. Positive IHC detected in human gliomas tissue. Positive WB detected in HeLa cells, A375 cells. Observed molecular weight by Western-blot: 16 kDa

Preparation

This antibody was obtained by immunization of EIF1AX recombinant protein (Accession Number: NM_001412). Purification method: Antigen affinity purified.

Formulation

PBS with 0.1% sodium azide and 50% glycerol pH 7.3.

Storage

Store at -20°C. DO NOT ALIQUOT

Clonality

Polyclonal

Ig Type

Rabbit IgG

Applications


ELISA, WB, IHC, IF

Dilutions

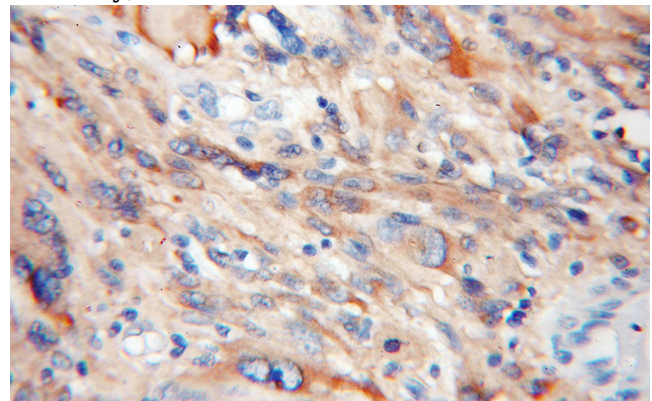
Recommended Dilution:

WB: 1:200-1:2000

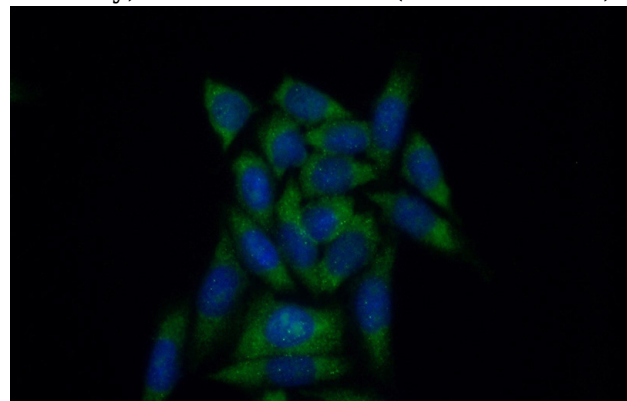
Validations



HeLa cells were subjected to SDS PAGE followed by western blot with Catalog No:110174(EIF1AX antibody) at dilution of 1:400



Immunohistochemical of paraffin-embedded human gliomas using Catalog No:110174(EIF1AX antibody) at dilution of 1:50 (under 10x lens)



Immunofluorescent analysis of (10% Formaldehyde) fixed HeLa cells using Catalog

EIF1AX antibody



Catalog Number: 110174

No:110174(EIF1AX Antibody) at dilution of 1:50

and Alexa Fluor 488-conjugated AffiniPure Goat Anti-Rabbit IgG(H+L)