

# INTS5 antibody

Catalog Number: 111874

## Product name

INTS5 antibody

IP: 1:500-1:5000

IHC: 1:20-1:200

## Specificity

Human, Mouse, Rat; other species not tested.

## Antibody description

INTS5 Rabbit Polyclonal antibody. Positive IP detected in HeLa cells. Positive WB detected in human brain tissue, HeLa cells. Positive IHC detected in human prostate cancer tissue. Observed molecular weight by Western-blot: 108 kDa

## Preparation

This antibody was obtained by immunization of INTS5 recombinant protein (Accession Number: NM\_030628). Purification method: Antigen affinity purified.

## Formulation

PBS with 0.02% sodium azide and 50% glycerol pH 7.3.

## Storage

Store at -20°C. DO NOT ALIQUOT

## Clonality

Polyclonal

## Ig Type

Rabbit IgG

## Applications


ELISA, WB, IHC, IP

## Dilutions

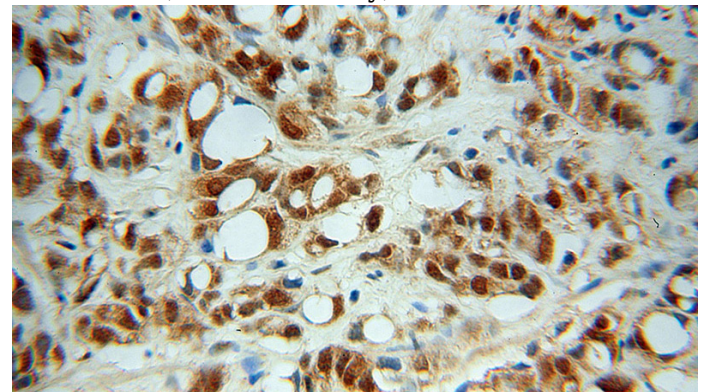
Recommended Dilution:

WB: 1:500-1:5000

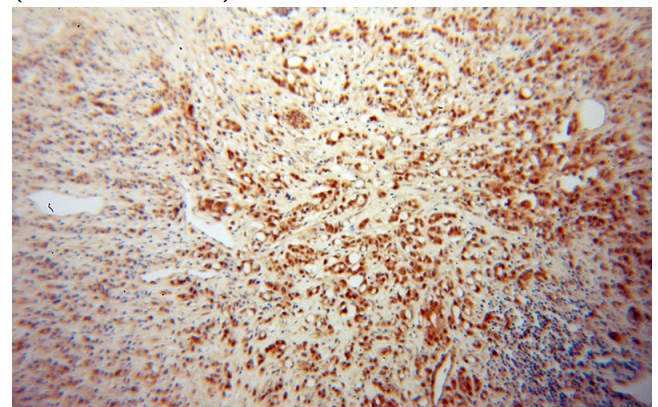
## Validations



human brain tissue were subjected to SDS PAGE followed by western blot with Catalog No:111874(INTS5 antibody) at dilution of 1:500



Immunohistochemical of paraffin-embedded human prostate cancer using Catalog No:111874(INTS5 antibody) at dilution of 1:100 (under 40x lens)



Immunohistochemical of paraffin-embedded

# INTS5 antibody

Catalog Number: 111874

---

human prostate cancer using Catalog No:111874(INTS5 antibody) at dilution of 1:100

IP Result of anti-INTS5 (IP:Catalog No:111874, 4ug; Detection:Catalog No:111874 1:1000) with HeLa cells lysate 2000ug.

