

# Anti-NQO1 (4E2) Mouse antibody

Catalog Number: 168474

## Product name

Anti-NQO1 (4E2) Mouse antibody

## Specificity

Human

## Antibody description

NQO1 (4E2) Mouse monoclonal antibody

## Preparation

Antigen: Purified recombinant fragment of human NQO1 expressed in E. Coli.

## Formulation

Ascitic fluid containing 0.03% sodium azide.

## Storage

Store at 4°C short term. Store at -20°C long term. Avoid freeze / thaw cycle.

## Clonality

Monoclonal

## Ig Type

Mouse IgG1

## Applications

WB, FC

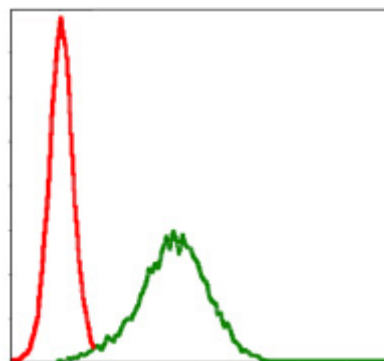
## Dilutions

WB: 1/500 - 1/2000


FC: 1/200 - 1/400

ELISA: 1/10000

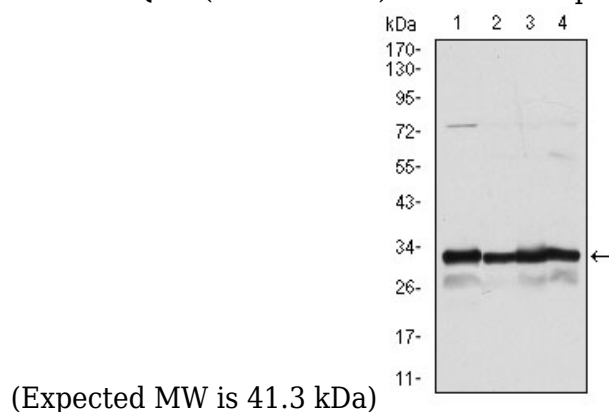
## Validations



Flow cytometric analysis of HepG2 cells using NQO1 mouse mAb (green) and negative control



Western blot analysis using NQO1 mAb against human NQO1 (AA: 134-274) recombinant protein.



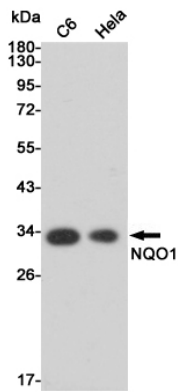
(Expected MW is 41.3 kDa)  
Western blot analysis using NQO1 mouse mAb against A549 (1), Hela (2), MCF-7 (3) and HepG2

# Anti-NQO1 (4E2) Mouse antibody



Catalog Number: 168474

---



Western blot analysis of extracts from MCF7 and HeLa cell lysates using NQO1 mouse mAb (1:1000 diluted). Predicted band size: 31 kDa. Observed band size: 31 kDa.

(4) cell lysate.