

RASGAP antibody

Catalog Number: 114474

Product name

RASGAP antibody

Immunogen

[Human RASA1 Recombinant protein \(GST tag\)](#)

Specificity

Human, Mouse, Rat; other species not tested.

Antibody description

RASGAP Rabbit Polyclonal antibody. Positive IHC detected in human testis tissue, human breast cancer tissue. Positive IP detected in mouse testis tissue. Positive WB detected in mouse testis tissue. Observed molecular weight by Western-blot: 120 kDa, 95 kDa

Preparation

This antibody was obtained by immunization of RASGAP recombinant protein (Accession Number: NM_002890). Purification method: Antigen affinity purified.

Formulation

PBS with 0.1% sodium azide and 50% glycerol pH 7.3.

Storage

Store at -20°C. DO NOT ALIQUOT

Clonality

Polyclonal

Ig Type

Rabbit IgG

Applications

ELISA, WB, IHC, IP

Dilutions


Recommended Dilution:

WB: 1:200-1:2000

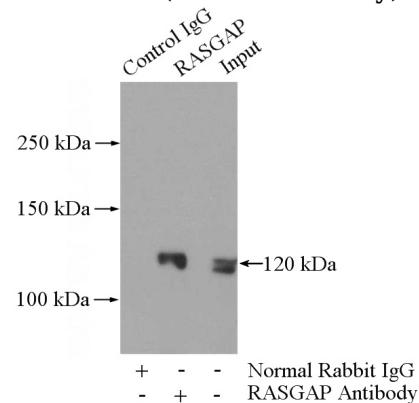
IP: 1:200-1:2000

IHC: 1:20-1:200

Validations



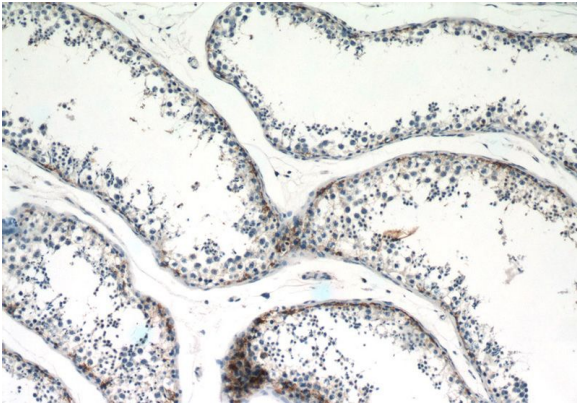
mouse testis tissue were subjected to SDS PAGE followed by western blot with Catalog No:114474(RASA1 antibody) at dilution of 1:400



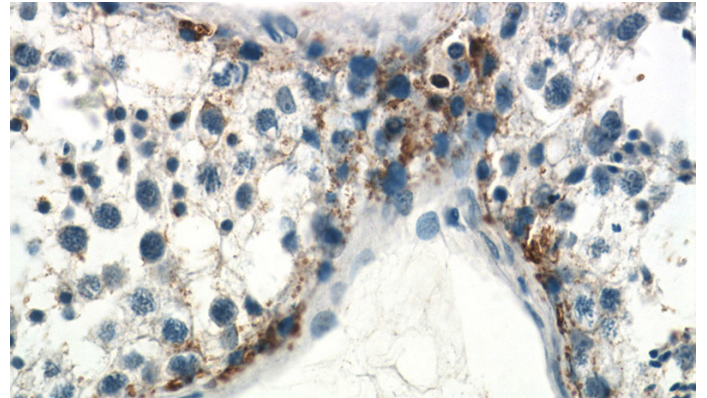
IP Result of anti-RASA1 (IP:Catalog No:114474, 4ug; Detection:Catalog No:114474 1:500) with mouse testis tissue lysate 4000ug.

RASGAP antibody

Catalog Number: 114474



Immunohistochemistry of paraffin-embedded human testis tissue slide using Catalog No:114474(RASA1 Antibody) at dilution of 1:50 (under 10x lens)



Immunohistochemistry of paraffin-embedded human testis tissue slide using Catalog No:114474(RASA1 Antibody) at dilution of 1:50 (under 40x lens)