

# SEC11A antibody



Catalog Number: 115074

## Product name

SEC11A antibody

## Specificity

Human, Mouse, Rat; other species not tested.

## Antibody description

SEC11A Rabbit Polyclonal antibody. Positive IHC detected in human colon cancer tissue. Positive WB detected in mouse testis tissue, human colon tissue. Observed molecular weight by Western-blot: 21kd

## Preparation

This antibody was obtained by immunization of SEC11A recombinant protein (Accession Number: NM\_014300). Purification method: Antigen affinity purified.

## Formulation

PBS with 0.02% sodium azide and 50% glycerol pH 7.3.

## Storage

Store at -20°C. DO NOT ALIQUOT

## Clonality

Polyclonal

## Ig Type

Rabbit IgG

## Applications

ELISA, WB, IHC


## Dilutions

Recommended Dilution:

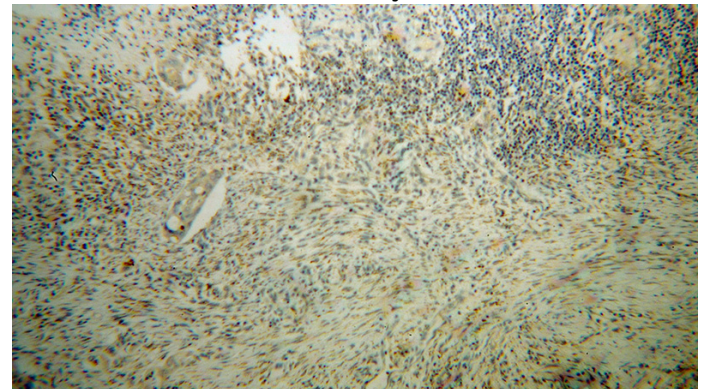
WB: 1:500-1:5000

IHC: 1:20-1:200

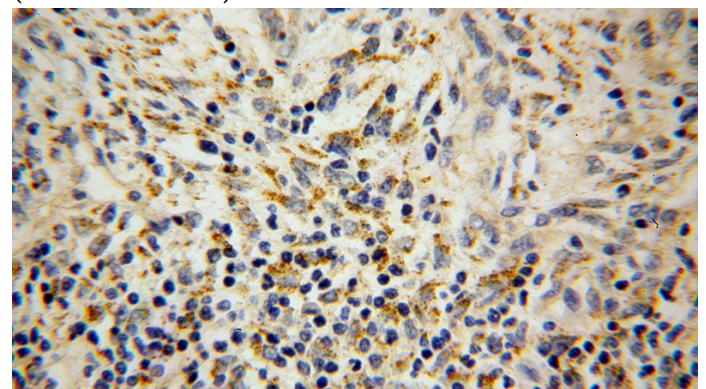
## Validations



mouse testis tissue were subjected to SDS PAGE followed by western blot with Catalog No:115074(SEC11A antibody) at dilution of 1:800



Immunohistochemical of paraffin-embedded human colon cancer using Catalog No:115074(SEC11A antibody) at dilution of 1:100 (under 10x lens)



Immunohistochemical of paraffin-embedded human colon cancer using Catalog No:115074(SEC11A antibody) at dilution of 1:100

# SEC11A antibody



Catalog Number: 115074

---

(under 40x lens)