

BAX antibody

Catalog Number: 108364

Product name

BAX antibody

Specificity

Human, Mouse, Rat; other species not tested.

Antibody description

BAX Rabbit Polyclonal antibody. Positive IP detected in Raji cells. Positive WB detected in HeLa cells, COLO 320 cells, HEK-293 cells, mouse kidney tissue, Raji cells, rat kidney tissue, RAW264.7 cells. Positive FC detected in Raji cells, HeLa cells. Positive IHC detected in human lymphoma tissue, human gliomas tissue, human testis tissue, mouse brain tissue. Positive IF detected in HEK-293 cells, HeLa cells. Observed molecular weight by Western-blot: 21-24 kDa

Preparation

This antibody was obtained by immunization of BAX recombinant protein (Accession Number: NM_138761). Purification method: Protein A purified.

Formulation

PBS with 0.1% sodium azide and 50% glycerol pH 7.3.

Storage

Store at -20°C. DO NOT ALIQUOT

Clonality

Polyclonal

Ig Type

Rabbit IgG

Applications

ELISA, WB, IP, IF, IHC, FC

Dilutions

Recommended Dilution:


WB: 1:1000-1:10000

IP: 1:1000-1:10000

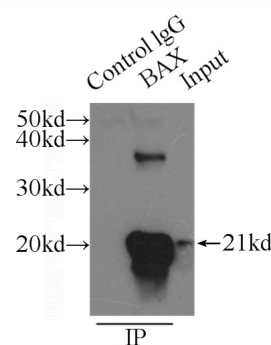
IHC: 1:20-1:200

IF: 1:10-1:100

Validations



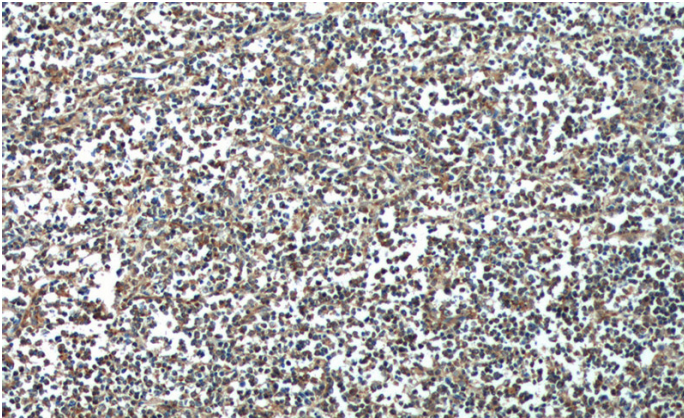
HeLa cells were subjected to SDS PAGE followed by western blot with Catalog No:108364(BAX antibody) at dilution of 1:2000



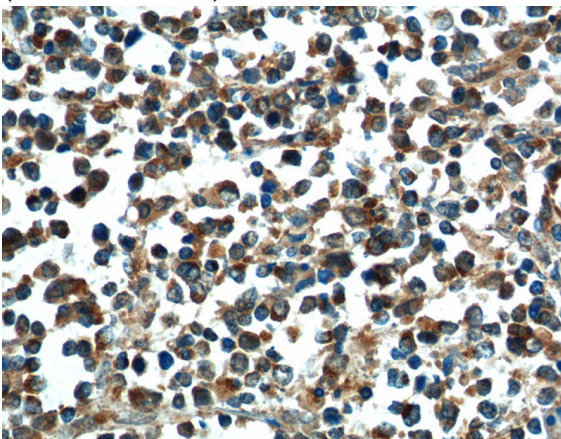
IP Result of anti-BAX (IP:Catalog No:108364, 3ug; Detection:Catalog No:108364 1:2000) with Raji cells lysate 3500ug.

BAX antibody

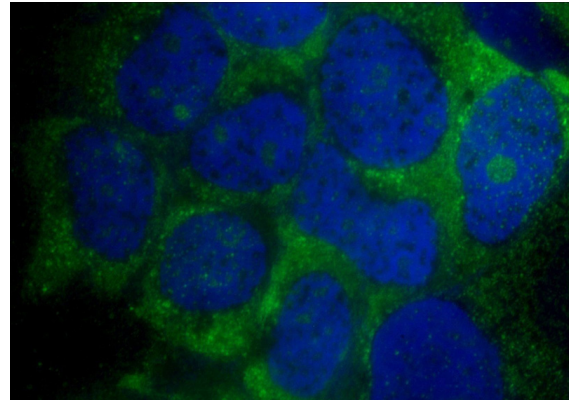
Catalog Number: 108364



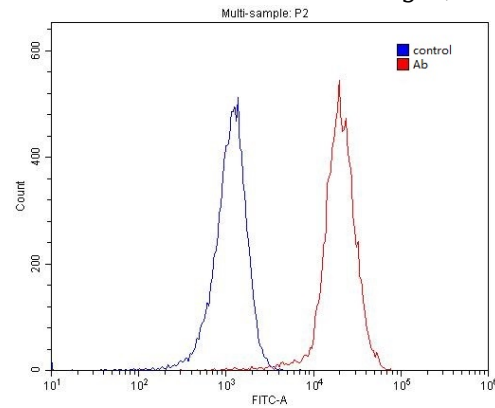
Immunohistochemistry of paraffin-embedded human lymphoma tissue slide using Catalog No:108364(BAX Antibody) at dilution of 1:200 (under 10x lens).



Immunohistochemistry of paraffin-embedded human lymphoma tissue slide using Catalog No:108364(BAX Antibody) at dilution of 1:200 (under 40x lens).



Immunofluorescent analysis of HEK-293 cells using Catalog No:108364(BAX Antibody) at dilution of 1:25 and Alexa Fluor 488-conjugated AffiniPure Goat Anti-Rabbit IgG(H+L)



1X10⁶ Raji cells were stained with 0.2ug BAX antibody (Catalog No:108364, red) and control antibody (blue). Fixed with 4% PFA blocked with 3% BSA (30 min). Alexa Fluor 488-conjugated AffiniPure Goat Anti-Rabbit IgG(H+L) with dilution 1:1500.