

C14orf39 antibody

Catalog Number: 108664

Product name

C14orf39 antibody

IHC: 1:20-1:200

IF: 1:20-1:200


Specificity

Human, Mouse; other species not tested.

Validations

Antibody description

C14orf39 Rabbit Polyclonal antibody. Positive WB detected in Jurkat cells, HeLa cells, mouse colon tissue, SKOV-3 cells. Positive IHC detected in human skeletal muscle tissue. Positive IF detected in MCF-7 cells. Observed molecular weight by Western-blot: 50kd



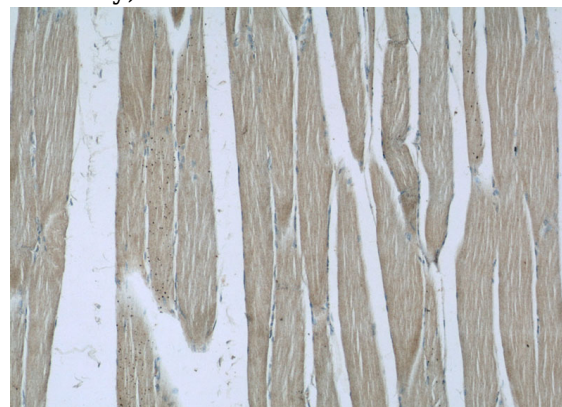
Preparation

This antibody was obtained by immunization of C14orf39 recombinant protein (Accession Number: XM_047431323). Purification method: Antigen affinity purified.

Jurkat cells were subjected to SDS PAGE followed by western blot with Catalog No:108664(C14orf39 antibody) at dilution of 1:1000

Formulation

PBS with 0.02% sodium azide and 50% glycerol pH 7.3.



Storage

Store at -20°C. DO NOT ALIQUOT

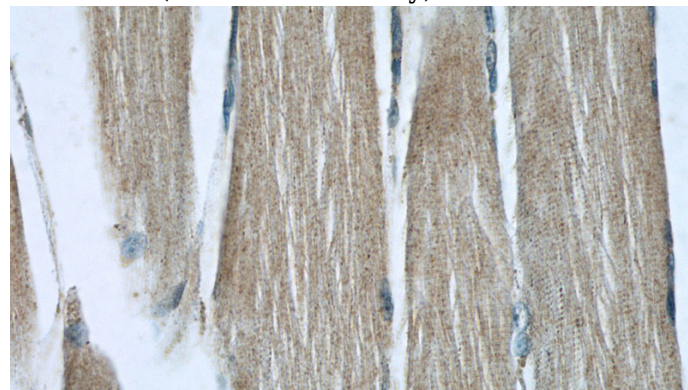
Clonality

Polyclonal

Immunohistochemistry of paraffin-embedded human skeletal muscle slide using Catalog No:108664(C14orf39 Antibody) at dilution of 1:50

Ig Type

Rabbit IgG



Applications

ELISA, WB, IF, IHC

Dilutions

Recommended Dilution:

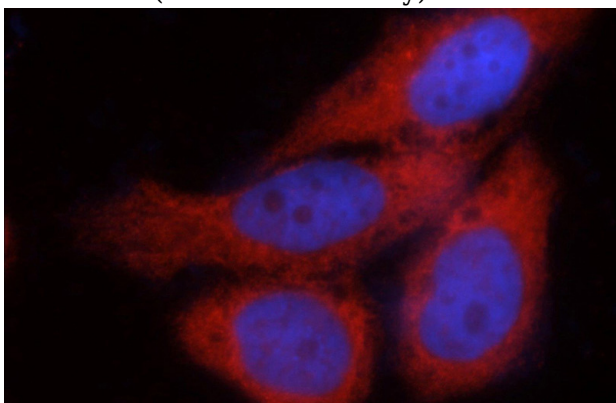
WB: 1:500-1:5000

Immunohistochemistry of paraffin-embedded human skeletal muscle slide using Catalog

C14orf39 antibody

Catalog Number: 108664

No:108664(C14orf39 Antibody) at dilution of 1:50



Immunofluorescent analysis of MCF-7 cells using Catalog No:108664(C14orf39 Antibody) at dilution of 1:50 and N/A