

# IFT140 antibody

Catalog Number: 111664

## Product name

IFT140 antibody

IP: 1:200-1:1000

IF: 1:20-1:200

## Specificity

Human, Mouse, Rat; other species not tested.

## Antibody description

IFT140 Rabbit Polyclonal antibody. Positive IP detected in rat testis tissue. Positive WB detected in mouse testis tissue, HepG2 cells, rat testis tissue. Positive IF detected in hTERT-RPE1 cells. Observed molecular weight by Western-blot: 140 kDa

## Preparation

This antibody was obtained by immunization of IFT140 recombinant protein (Accession Number: NM\_014714). Purification method: Antigen affinity purified.

## Formulation

PBS with 0.02% sodium azide and 50% glycerol pH 7.3.

## Storage

Store at -20°C. DO NOT ALIQUOT

## Clonality

Polyclonal

## Ig Type

Rabbit IgG

## Applications

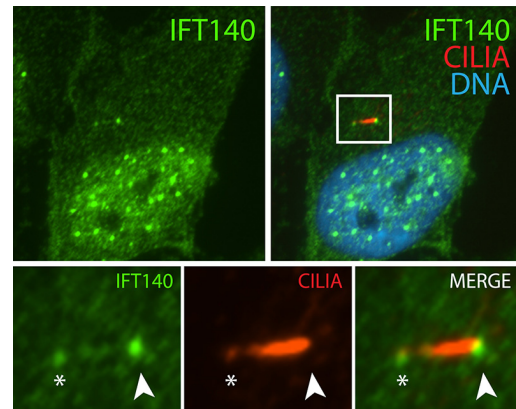
ELISA, IF, WB, IP

## Dilutions


Recommended Dilution:

WB: 1:200-1:1000

## Validations




IF result (enrichment to the base (arrowhead) and tip (asterisk) of cilia) of anti-IFT140 (Catalog No:111664, 1:50) with serum-starved hTERT-



RPE1 (PFA fixed) by Dr. Moshe Kim.

mouse testis tissue were subjected to SDS PAGE followed by western blot with Catalog No:111664(IFT140 Antibody) at dilution of 1:300



IP Result of anti-IFT140 (IP:Catalog No:111664,

# IFT140 antibody



Catalog Number: 111664

---

4ug; Detection:Catalog No:111664 1:300) with rat testis tissue lysate 4400ug.