

ARHGAP21 antibody



Catalog Number: 108264

Product name

ARHGAP21 antibody

IHC: 1:20-1:200

IF: 1:20-1:200

Specificity

Human, Rat; other species not tested.

Antibody description

ARHGAP21 Rabbit Polyclonal antibody. Positive WB detected in PC-3 cells, C6 cells. Positive IHC detected in human ovary tissue, human prostate cancer tissue. Positive IF detected in HepG2 cells. Observed molecular weight by Western-blot: 250 kDa

Preparation

This antibody was obtained by immunization of ARHGAP21 recombinant protein (Accession Number: BC118915). Purification method: Antigen affinity purified.

Formulation

PBS with 0.02% sodium azide and 50% glycerol pH 7.3.

Storage

Store at -20°C. DO NOT ALIQUOT

Clonality

Polyclonal

Ig Type

Rabbit IgG

Applications


ELISA, WB, IF, IHC

Dilutions

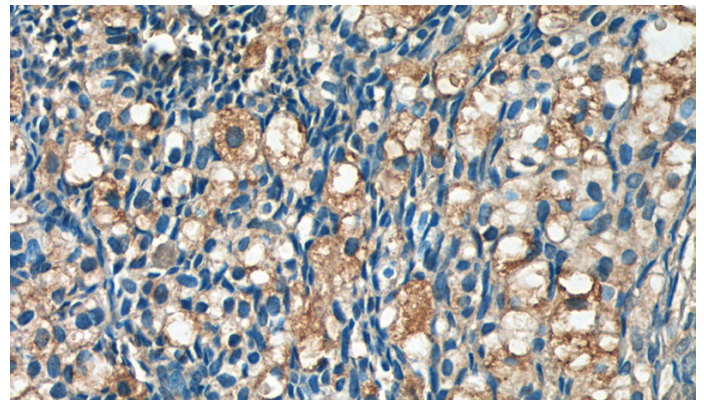
Recommended Dilution:

WB: 1:200-1:2000

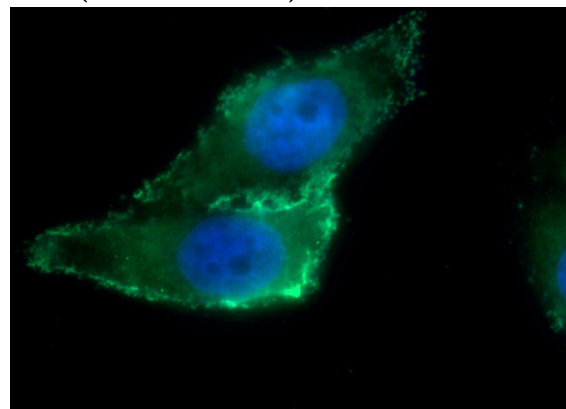
Validations



PC-3 cells were subjected to SDS PAGE followed by western blot with Catalog No:108264(ARHGAP21 Antibody) at dilution of 1:600



Immunohistochemistry of paraffin-embedded human ovary tissue slide using Catalog No:108264(ARHGAP21 Antibody) at dilution of 1:50 (under 40x lens)



ARHGAP21 antibody



Catalog Number: 108264

Immunofluorescent analysis of HepG2 cells using
Catalog No:108264(ARHGAP21 Antibody) at

dilution of 1:50 and Alexa Fluor 488-conjugated
AffiniPure Goat Anti-Rabbit IgG(H+L)