

# CCDC120 antibody

Catalog Number: 108964

## Product name

CCDC120 antibody

## Specificity

Human, Mouse, Rat; other species not tested.

## Antibody description

CCDC120 Rabbit Polyclonal antibody. Positive IHC detected in human colon tissue, human placenta tissue. Positive WB detected in Jurkat cells, mouse liver tissue. Observed molecular weight by Western-blot: 67-70kd

## Preparation

This antibody was obtained by immunization of CCDC120 recombinant protein (Accession Number: NM\_001271835). Purification method: Antigen affinity purified.

## Formulation

PBS with 0.02% sodium azide and 50% glycerol pH 7.3.

## Storage

Store at -20°C. DO NOT ALIQUOT

## Clonality

Polyclonal

## Ig Type

Rabbit IgG

## Applications

ELISA, WB, IHC


## Dilutions

Recommended Dilution:

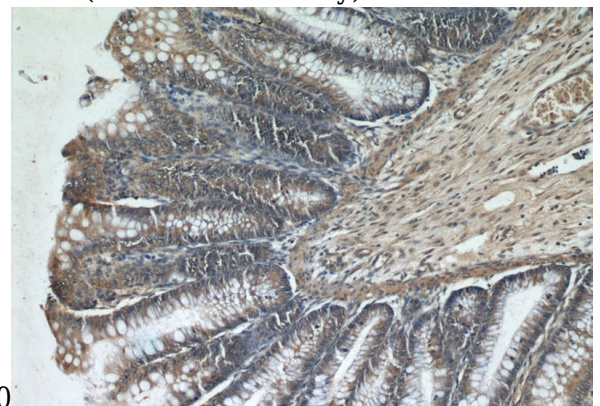
WB: 1:200-1:2000

IHC: 1:20-1:200

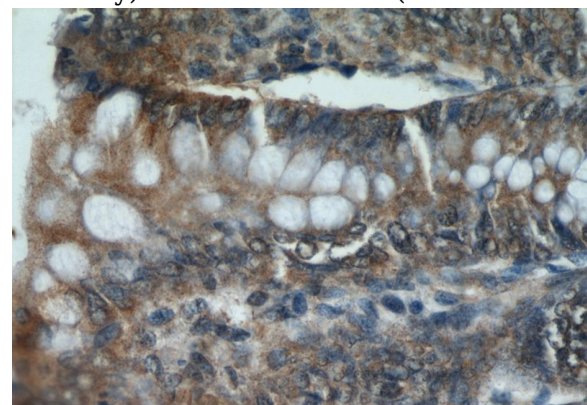
## Validations



Jurkat cells were subjected to SDS PAGE followed by western blot with Catalog No:108964(CCDC120 antibody) at dilution of



Immunohistochemical of paraffin-embedded human colon using Catalog No:108964(CCDC120 antibody) at dilution of 1:50 (under 10x lens)



Immunohistochemical of paraffin-embedded human colon using Catalog No:108964(CCDC120 antibody) at dilution of 1:50 (under 40x lens)