

CRISP3 antibody



Catalog Number: 109564

Product name

CRISP3 antibody

WB: 1:500-1:5000

IP: 1:200-1:1000

Specificity

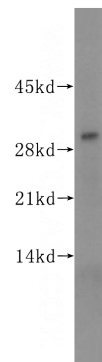
Human, Mouse; other species not tested.

IHC: 1:20-1:200

Antibody description

CRISP3 Rabbit Polyclonal antibody. Positive IP detected in human placenta tissue. Positive WB detected in human placenta tissue, Jurkat cells, mouse colon tissue, mouse ovary tissue, mouse thymus tissue. Positive IHC detected in human pancreas tissue, human colon cancer tissue, human prostate hyperplasia tissue. Observed molecular weight by Western-blot: 29 kDa

Validations




Preparation

This antibody was obtained by immunization of Peptide (Accession Number: NM_006061). Purification method: Antigen affinity purified.

human placenta tissue were subjected to SDS PAGE followed by western blot with Catalog No:109564(CRISP3 antibody) at dilution of 1:300

Formulation

PBS with 0.02% sodium azide and 50% glycerol pH 7.3.



Storage

Store at -20°C. DO NOT ALIQUOT

Clonality

Polyclonal

Ig Type

Rabbit IgG

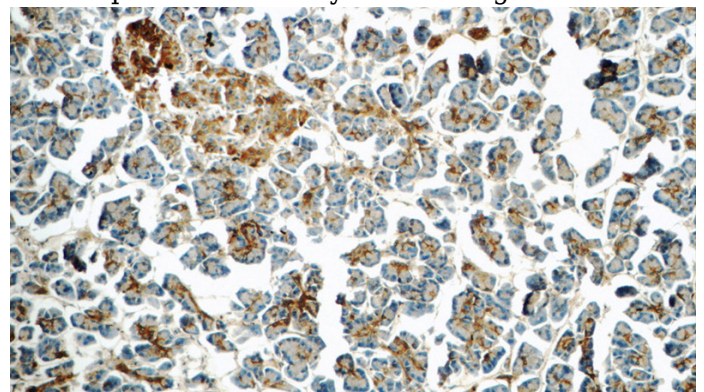
Applications

ELISA, WB, IHC, IP

Dilutions

Recommended Dilution:

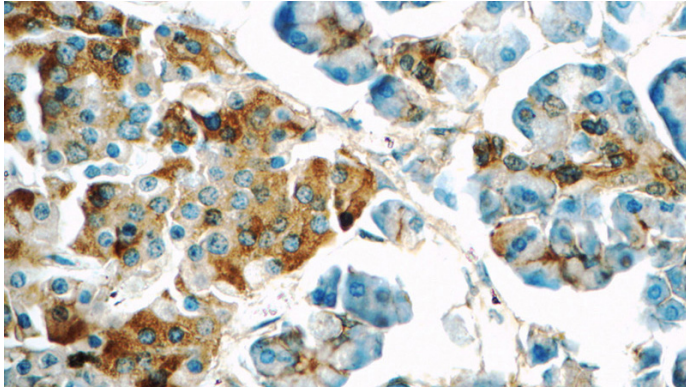
IP Result of anti-CRISP3 (IP:Catalog No:109564, 4ug; Detection:Catalog No:109564 1:300) with human placenta tissue lysate 1520ug.



CRISP3 antibody

Catalog Number: 109564

Immunohistochemistry of paraffin-embedded human pancreas tissue slide using Catalog No:109564(CRISP3 Antibody) at dilution of 1:50 (under 10x lens)



Immunohistochemistry of paraffin-embedded human pancreas tissue slide using Catalog No:109564(CRISP3 Antibody) at dilution of 1:50 (under 40x lens)