

MCTP2 antibody

Catalog Number: 112564

Product name

MCTP2 antibody

IHC: 1:20-1:200

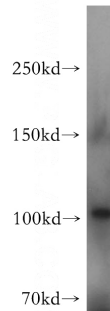
Specificity

Human, Mouse, Rat; other species not tested.

Antibody description

MCTP2 Rabbit Polyclonal antibody. Positive IHC detected in human brain tissue. Positive WB detected in mouse liver tissue, human placenta tissue. Observed molecular weight by Western-blot: 100kd

Validations



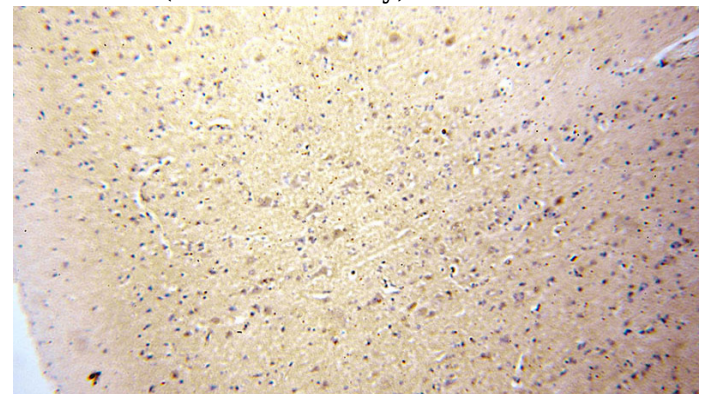
Preparation

This antibody was obtained by immunization of MCTP2 recombinant protein (Accession Number: NM_001159644). Purification method: Antigen affinity purified.

mouse liver tissue were subjected to SDS PAGE followed by western blot with Catalog No:112564(MCTP2 antibody) at dilution of 1:500

Formulation

PBS with 0.02% sodium azide and 50% glycerol pH 7.3.



Storage

Store at -20°C. DO NOT ALIQUOT

Clonality

Polyclonal

Ig Type

Rabbit IgG

Applications

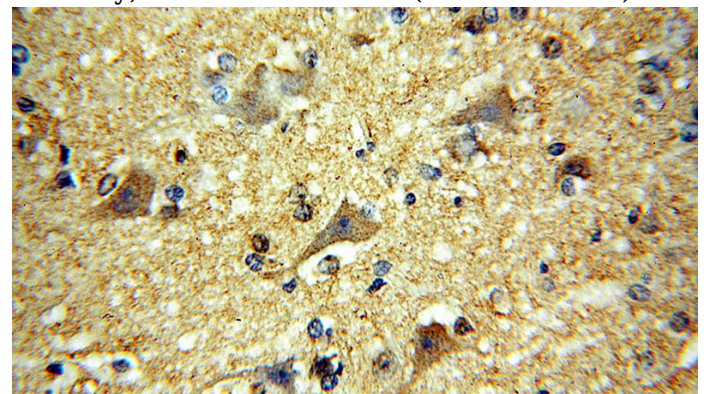
ELISA, WB, IHC

Dilutions

Recommended Dilution:

WB: 1:500-1:5000

Immunohistochemical of paraffin-embedded human brain using Catalog No:112564(MCTP2 antibody) at dilution of 1:100 (under 10x lens)



Immunohistochemical of paraffin-embedded human brain using Catalog No:112564(MCTP2 antibody) at dilution of 1:100 (under 40x lens)