

DLST Polyclonal Antibody

Catalog Number: 161564

Product name

DLST Polyclonal Antibody

Specificity

Human, Mouse, Rat

Antibody description

Polyclonal antibody to DLST

Preparation

Antigen: Recombinant fusion protein containing a sequence corresponding to amino acids 1-290 of human DLST (NP_001924.2).

Formulation

PBS with 0.02% sodium azide, 50% glycerol, pH7.3.

Storage

Store at -20°C. Avoid freeze / thaw cycles.

Clonality

Polyclonal

Ig Type

Rabbit IgG

Applications

WB, IHC, IF

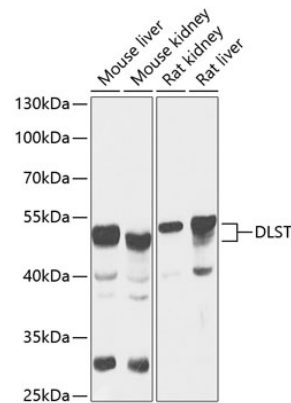
Dilutions

WB 1:500 - 1:2000

IHC 1:50 - 1:100

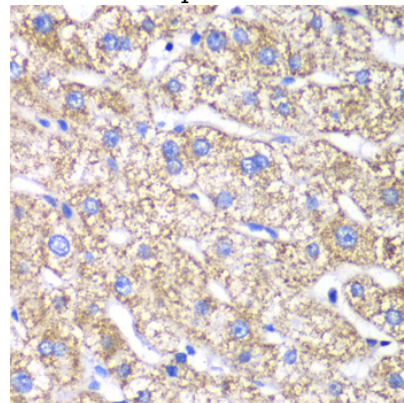
IF 1:50 - 1:100

Validations



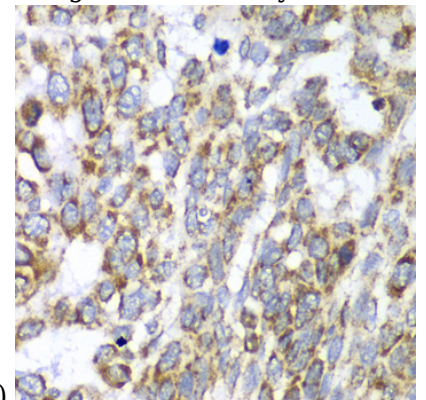
Western blot - DLST Polyclonal Antibody

Western blot analysis of extracts of various cell lines, using DLST antibody at 1:1000 dilution. Secondary antibody: HRP Goat Anti-Rabbit IgG (H+L) at 1:10000 dilution. Lysates/proteins: 25ug per lane. Blocking buffer: 3% nonfat dry milk in TBST. Detection: ECL Basic Kit. Exposure time: 30s.



Immunohistochemistry - DLST Polyclonal Antibody

Immunohistochemistry of paraffin-embedded human liver injury using DLST antibody at dilution



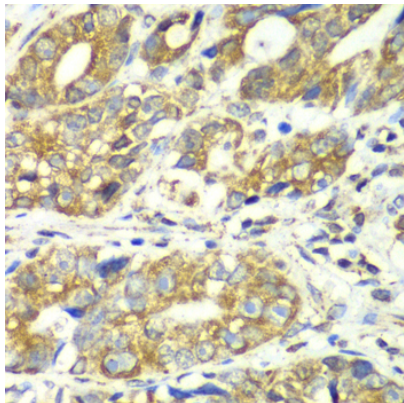
of 1:100 (40x lens).

DLST Polyclonal Antibody

Catalog Number: 161564

Immunohistochemistry - DLST Polyclonal Antibody

Immunohistochemistry of paraffin-embedded human esophageal cancer using DLST antibody at dilution of 1:100 (40x lens).



Immunohistochemistry - DLST Polyclonal Antibody

Immunohistochemistry of paraffin-embedded human gastric cancer using DLST antibody at dilution of 1:100 (40x lens).