

alpha Actin antibody



Catalog Number: 107864

Product name

alpha Actin antibody

WB: 1:500-1:5000

IHC: 1:20-1:200


Specificity

Human, Mouse; other species not tested.

Validations

Antibody description

alpha Actin Rabbit Polyclonal antibody. Positive IHC detected in human heart tissue, human colon tissue, human skeletal muscle tissue, human small intestine tissue. Positive WB detected in mouse heart tissue. Observed molecular weight by Western-blot: 42-45 kDa



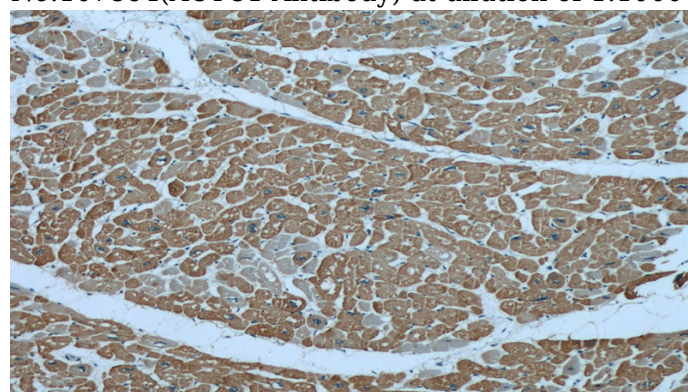
Preparation

This antibody was obtained by immunization of alpha Actin recombinant protein (Accession Number: NM_001406483). Purification method: Antigen affinity purified.

mouse heart tissue were subjected to SDS PAGE followed by western blot with Catalog No:107864(ACTC1 Antibody) at dilution of 1:1000

Formulation

PBS with 0.02% sodium azide and 50% glycerol pH 7.3.



Storage

Store at -20°C. DO NOT ALIQUOT

Clonality

Polyclonal

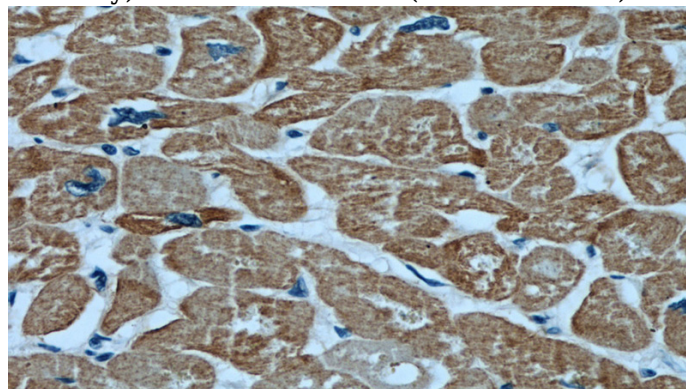
Ig Type

Rabbit IgG

Applications

ELISA, IHC, WB

Immunohistochemical of paraffin-embedded human heart using Catalog No:107864(ACTC1 antibody) at dilution of 1:100 (under 10x lens)



Dilutions

Recommended Dilution:

Immunohistochemical of paraffin-embedded human heart using Catalog No:107864(ACTC1 antibody) at dilution of 1:100 (under 40x lens)