

PHYH antibody

Catalog Number: 113864

Product name

PHYH antibody

IHC: 1:20-1:200


Specificity

Human, Mouse, Rat; other species not tested.

Antibody description

PHYH Rabbit Polyclonal antibody. Positive WB detected in human liver tissue, HEK-293 cells, human kidney tissue, Jurkat cells. Positive IHC detected in human kidney tissue. Observed molecular weight by Western-blot: 36 kDa, 70 kDa

Validations



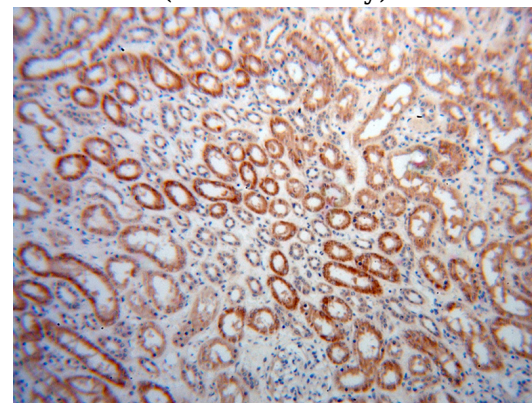
Preparation

This antibody was obtained by immunization of PHYH recombinant protein (Accession Number: NM_006214). Purification method: Antigen affinity purified.

human liver tissue were subjected to SDS PAGE followed by western blot with Catalog No:113864(PHYH antibody) at dilution of 1:500

Formulation

PBS with 0.1% sodium azide and 50% glycerol pH 7.3.



Storage

Store at -20°C. DO NOT ALIQUOT

Clonality

Polyclonal

Ig Type

Rabbit IgG

Applications

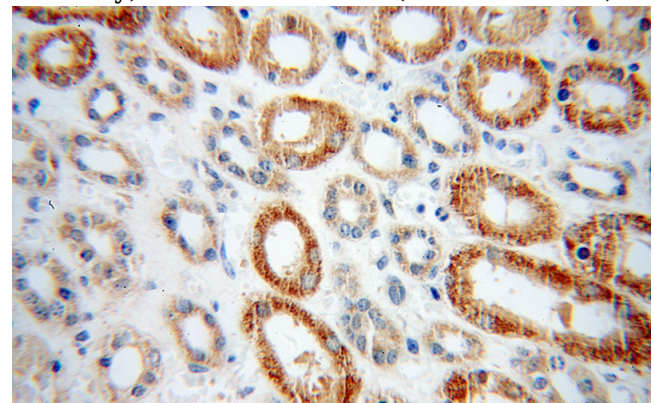
ELISA, WB, IHC

Dilutions

Recommended Dilution:

WB: 1:500-1:5000

Immunohistochemical of paraffin-embedded human kidney using Catalog No:113864(PHYH antibody) at dilution of 1:50 (under 10x lens)



Immunohistochemical of paraffin-embedded human kidney using Catalog No:113864(PHYH antibody) at dilution of 1:50 (under 40x lens)