

# Anti-RhoGDI (3E9) Mouse antibody



Catalog Number: 168464

## Product name

Anti-RhoGDI (3E9) Mouse antibody

## Specificity

Human, Mouse, Monkey

## Antibody description

RhoGDI (3E9) Mouse monoclonal antibody

## Preparation

Antigen: Purified recombinant fragment of human ARHGDI (AA: FULL(1-204)) expressed in E. Coli.

## Formulation

Purified antibody in PBS with 0.05% sodium azide

## Storage

Store at 4°C short term. Store at -20°C long term. Avoid freeze / thaw cycle.

## Clonality

Monoclonal

## Ig Type

Mouse IgG1

## Applications

WB, ICC/IF, FC

## Dilutions

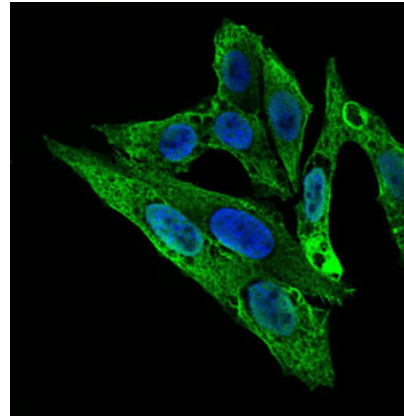
WB: 1/500 - 1/2000

ICC: 1/200 - 1/1000

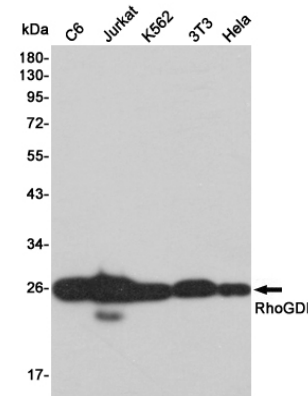
FC: 1/200 - 1/400

ELISA: 1/10000

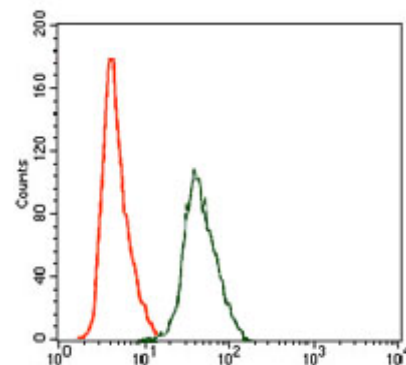
## Validations



Immunofluorescence analysis of HepG2 cells using ARHGDI mouse mAb (green). Blue



Western blot detection of RhoGDI in C6, Jurkat, K562, 3T3 and HeLa cell lysates using RhoGDI mouse mAb (1:2000 diluted). Predicted band size: 26KDa. Observed band size: 26KDa.



Flow cytometric analysis of HeLa cells using ARHGDI mouse mAb (green) and negative control (red).