

# peroxiredoxin 2 antibody



Catalog Number: 107464

## Product name

peroxiredoxin 2 antibody

WB: 1:1000-1:10000

IHC: 1:20-1:200

## Specificity

Human, Mouse; other species not tested.

## Antibody description

peroxiredoxin 2 Mouse Monoclonal antibody. Positive WB detected in human testis tissue, fetal human brain tissue, HEK-293 cells, MCF-7 cells. Positive IHC detected in human testis tissue, human brain tissue. Observed molecular weight by Western-blot: 22 kDa

## Preparation

This antibody was obtained by immunization of peroxiredoxin 2 recombinant protein (Accession Number: NM\_005809). Purification method: Protein G purified.

## Formulation

PBS with 0.02% sodium azide and 50% glycerol pH 7.3.

## Storage

Store at -20°C. DO NOT ALIQUOT

## Clonality

Monoclonal

## Ig Type

Mouse IgG1

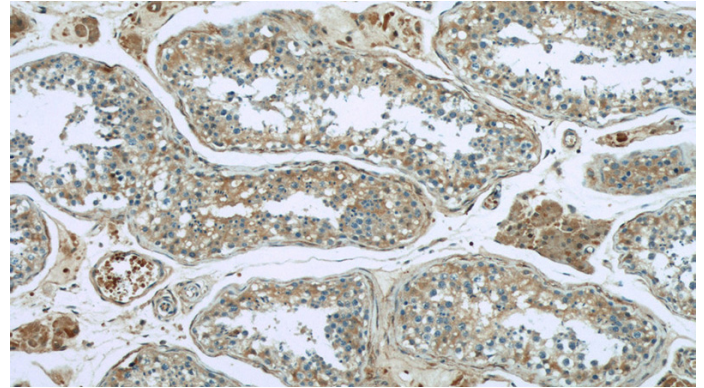
## Applications

ELISA, IHC, WB

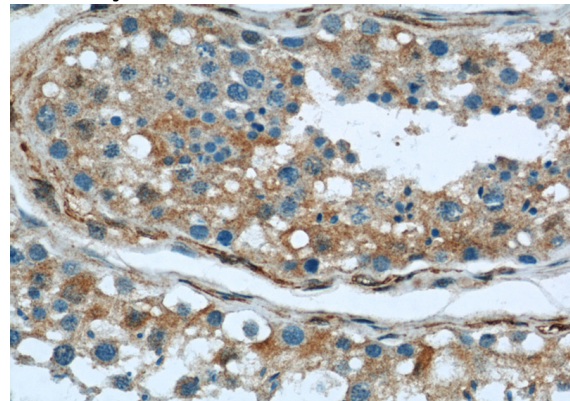
## Dilutions

Recommended Dilution:


## Validations



Immunohistochemical of paraffin-embedded human testis using Catalog No:107464(PRD2 antibody) at dilution of 1:50 (under 10x lens)



Immunohistochemical of paraffin-embedded human testis using Catalog No:107464(PRD2 antibody) at dilution of 1:50 (under 40x lens)



human testis tissue were subjected to SDS PAGE followed by western blot with Catalog No:107464(PRD2 Antibody) at dilution of 1:2000