

# DCP1A antibody

Catalog Number: 109754

## Product name

DCP1A antibody

IP: 1:1000-1:10000

IHC: 1:20-1:200


## Specificity

Human, Mouse; other species not tested.

## Validations

## Antibody description

DCP1A Rabbit Polyclonal antibody. Positive WB detected in mouse lung tissue, Jurkat cells, mouse brain tissue. Positive IP detected in mouse brain tissue. Positive IHC detected in mouse lung tissue. Observed molecular weight by Western-blot: 70 kDa



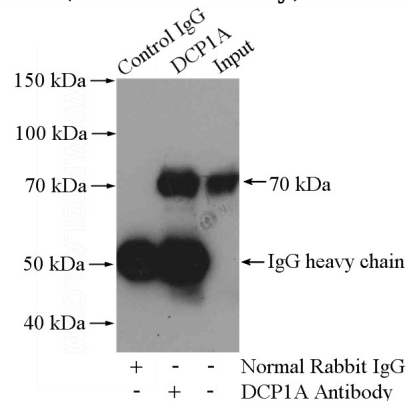
## Preparation

This antibody was obtained by immunization of DCP1A recombinant protein (Accession Number: NM\_018403). Purification method: Antigen Affinity purified.

mouse lung tissue were subjected to SDS PAGE followed by western blot with Catalog No:109754(DCP1A antibody) at dilution of 1:1000

## Formulation

PBS with 0.02% sodium azide and 50% glycerol pH 7.3.



## Storage

Store at -20°C. DO NOT ALIQUOT

IP Result of anti-DCP1A (IP:Catalog No:109754, 4ug; Detection:Catalog No:109754 1:3000) with mouse brain tissue lysate 3200ug.

## Clonality

Polyclonal

## Ig Type

Rabbit IgG

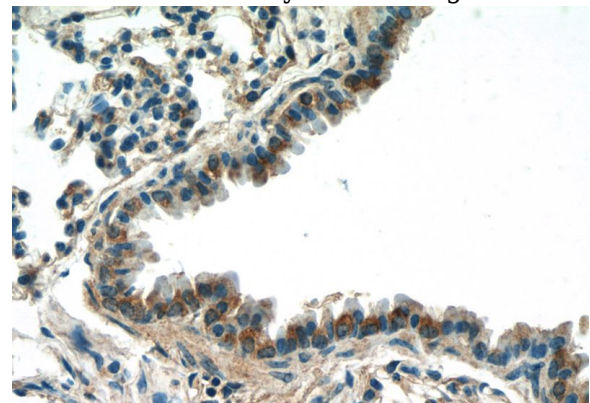
## Applications

ELISA, WB, IHC, IP

## Dilutions

Recommended Dilution:

WB: 1:500-1:5000



Immunohistochemistry of paraffin-embedded mouse lung tissue slide using Catalog

# DCP1A antibody



Catalog Number: 109754

---

No:109754(DCP1A Antibody) at dilution of 1:50 (under 40x lens)