

RNF219 antibody

Catalog Number: 114754

Product name

RNF219 antibody

IP: 1:200-1:1000

IF: 1:20-1:200

Specificity

Human; other species not tested.

Antibody description

RNF219 Rabbit Polyclonal antibody. Positive WB detected in HEK-293T cells. Positive IP detected in A431 cells, HEK-293 cells. Positive IF detected in HEK-293 cells. Observed molecular weight by Western-blot: 80-85 kDa

Preparation

This antibody was obtained by immunization of RNF219 recombinant protein (Accession Number: NM_024546). Purification method: Antigen affinity purified.

Formulation

PBS with 0.1% sodium azide and 50% glycerol pH 7.3.

Storage

Store at -20°C. DO NOT ALIQUOT

Clonality

Polyclonal

Ig Type

Rabbit IgG

Applications


ELISA, WB, IP, IF

Dilutions

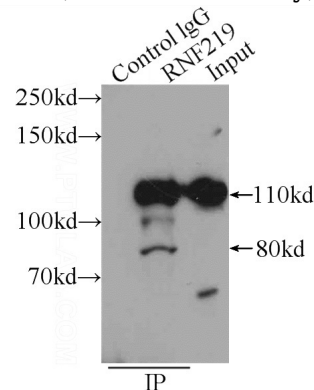
Recommended Dilution:

WB: 1:200-1:1000

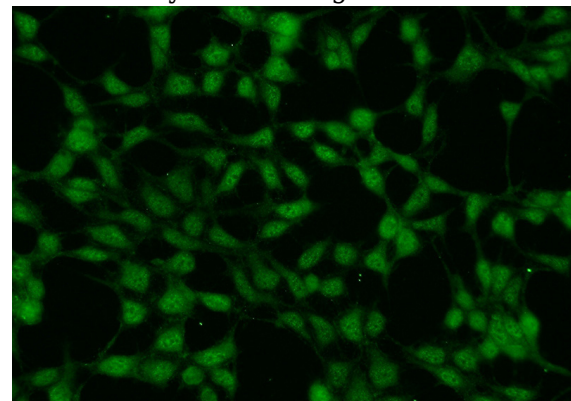
Validations



HEK-293T cells were subjected to SDS PAGE followed by western blot with Catalog No:114754(RNF219 Antibody) at dilution of 1:300



IP Result of anti-RNF219 (IP:Catalog No:114754, 4ug; Detection:Catalog No:114754 1:300) with A431 cells lysate 1200ug.



Immunofluorescent analysis of HEK-293 cells using Catalog No:114754(RNF219 Antibody) at

RNF219 antibody



Catalog Number: 114754

dilution of 1:50 and Alexa Fluor 488-conjugated

AffiniPure Goat Anti-Rabbit IgG(H+L)