

IRF5 antibody

Catalog Number: 107354

Product name

IRF5 antibody

IP: 1:200-1:2000

IHC: 1:20-1:200

Specificity


Human, Mouse; other species not tested.

IF: 1:20-1:200

Antibody description

IRF5 Mouse Monoclonal antibody. Positive IHC detected in human breast cancer tissue, human tonsillitis tissue. Positive IF detected in HepG2 cells. Positive WB detected in HeLa cells, HepG2 cells. Positive IP detected in HeLa cells. Observed molecular weight by Western-blot: 63+110 kDa

Validations



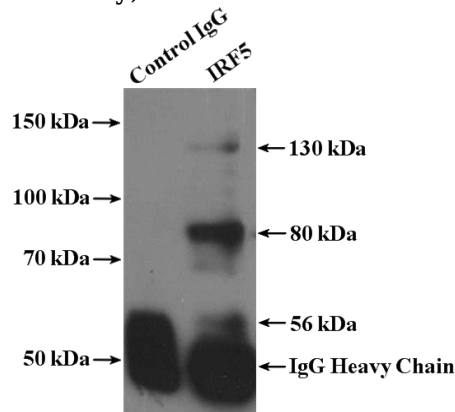
Preparation

This antibody was obtained by immunization of IRF5 recombinant protein (Accession Number: XM_047420339). Purification method: Protein A purified.

HeLa cells were subjected to SDS PAGE followed by western blot with Catalog No:107354(IRF5 antibody) at dilution of 1:1000

Formulation

PBS with 0.1% sodium azide and 50% glycerol pH 7.3.



Storage

Store at -20°C. DO NOT ALIQUOT

Clonality

Monoclonal

Ig Type

Mouse IgG2a

Applications

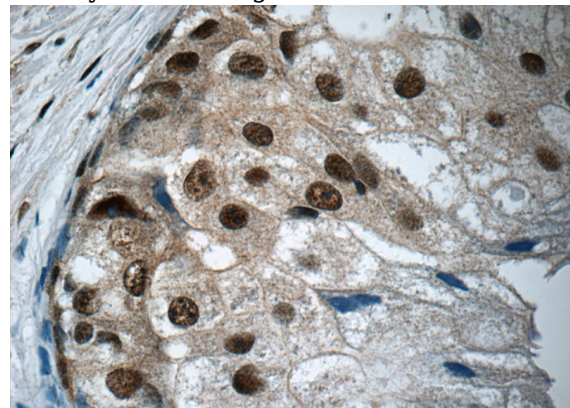
ELISA, WB, IHC, IF, IP

Dilutions

Recommended Dilution:

WB: 1:500-1:5000

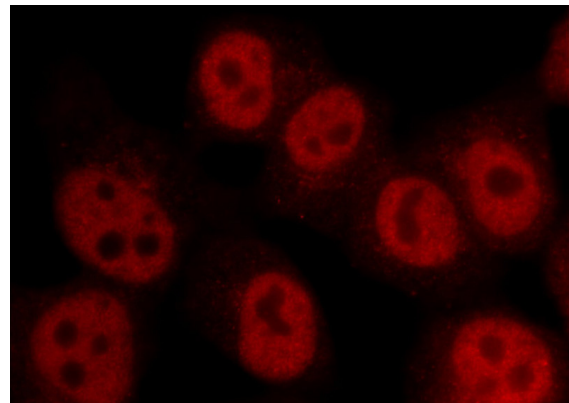
IP Result of anti-IRF5 (IP:Catalog No:107354, 4ug; Detection:Catalog No:107354 1:500) with HeLa cells lysate 1600ug.



IRF5 antibody

Catalog Number: 107354

Immunohistochemistry of paraffin-embedded human breast cancer tissue slide using Catalog No:107354(IRF5 Antibody) at dilution of 1:50 (under 40x lens)



Immunofluorescent analysis of HepG2 cells using Catalog No:107354(IRF5 Antibody) at dilution of 1:50 and Rhodamine-Goat anti-Mouse IgG