

# UBN1-Specific antibody

Catalog Number: 116654

## Product name

UBN1-Specific antibody

## Specificity

human, mouse, rat; other species not tested.

## Antibody description

UBN1-Specific Rabbit Polyclonal antibody.  
Positive WB detected in mouse liver tissue.  
Positive IHC detected in human cervical cancer.  
Observed molecular weight by Western-blot:  
120-140kd

## Preparation

This antibody was obtained by immunization of Peptide (Accession Number: NM\_016936).  
Purification method: Antigen affinity purified.

## Formulation

PBS with 0.02% sodium azide and 50% glycerol  
pH 7.3.

## Storage

Store at -20°C. DO NOT ALIQUOT

## Clonality

Polyclonal

## Ig Type

Rabbit IgG

## Applications

ELISA, WB, IHC


## Dilutions

Recommended Dilution:

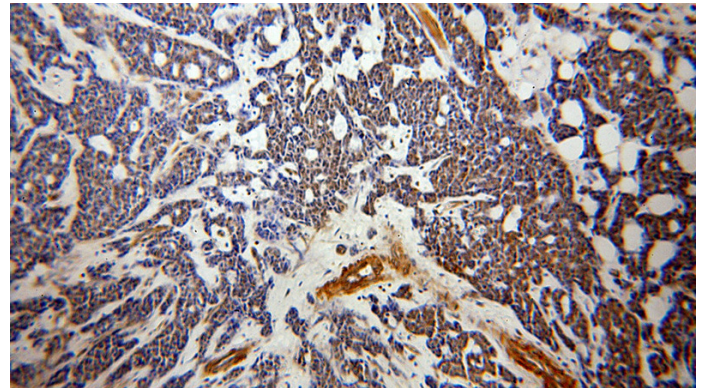
WB: 1:200-1:2000

IHC: 1:20-1:200

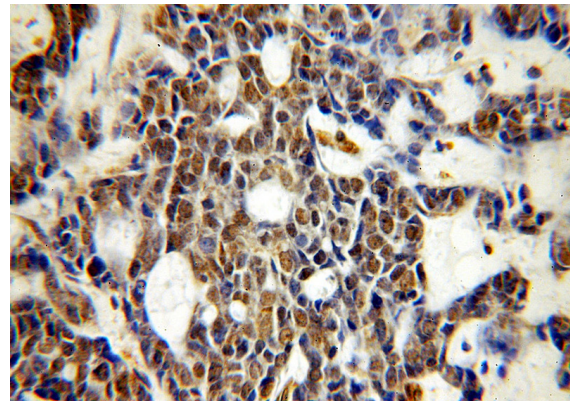
## Validations



mouse liver tissue were subjected to SDS PAGE followed by western blot with Catalog No:116654(UBN1-Specific antibody) at dilution of 1:500



Immunohistochemical of paraffin-embedded human cervical cancer using Catalog No:116654(UBN1-Specific antibody) at dilution of 1:50 (under 10x lens)



Immunohistochemical of paraffin-embedded human cervical cancer using Catalog No:116654(UBN1-Specific antibody) at dilution of 1:50 (under 40x lens)