

# IL-10 antibody

Catalog Number: 111654

## Product name

IL-10 antibody

## Specificity

Human; other species not tested.

## Antibody description

IL-10 Rabbit Polyclonal antibody. Positive WB detected in Recombinant protein, Transfected HEK-293 cells. Positive IHC detected in human pancreas cancer tissue.

## Preparation

This antibody was obtained by immunization of IL-10 recombinant protein (Accession Number: NM\_000572). Purification method: Antigen affinity purified.

## Formulation

PBS with 0.1% sodium azide and 50% glycerol pH 7.3.

## Storage

Store at -20°C. DO NOT ALIQUOT

## Clonality

Polyclonal

## Ig Type

Rabbit IgG

## Applications

ELISA, WB, IHC

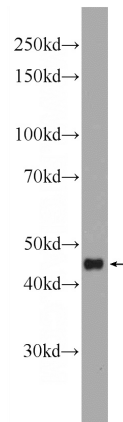
## Dilutions

Recommended Dilution:

WB: 1:500-1:5000

IHC: 1:50-1:500

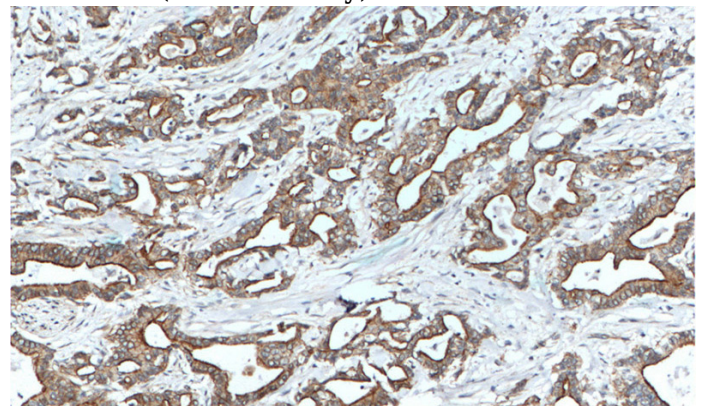
## Validations



Recombinant protein were subjected to SDS PAGE followed by western blot with Catalog No:111654(IL10 Antibody) at dilution of 1:1000



Transfected HEK-293 cells were subjected to SDS PAGE followed by western blot with Catalog No:111654(IL10 Antibody) at dilution of 1:1000

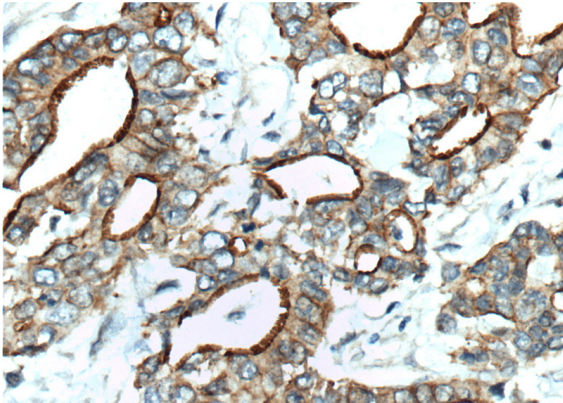


Immunohistochemistry of paraffin-embedded human pancreas cancer tissue slide using Catalog No:111654(IL10 Antibody) at dilution of 1:200 (under 10x lens). heat mediated antigen retrieved with Tris-EDTA buffer(pH9).

# IL-10 antibody

Catalog Number: 111654

---



Immunohistochemistry of paraffin-embedded human pancreas cancer tissue slide using Catalog No:111654(IL10 Antibody) at dilution of 1:200 (under 40x lens). heat mediated antigen retrieved with Tris-EDTA buffer(pH9).