

FIBP antibody

Catalog Number: 110654

Product name

FIBP antibody

IHC: 1:20-1:200

IF: 1:10-1:100

Specificity

Human, Mouse; other species not tested.

Antibody description

FIBP Rabbit Polyclonal antibody. Positive WB detected in BxPC-3 cells, mouse pancreas tissue, SW 1990 cells. Positive IF detected in HepG2 cells. Positive IHC detected in human pancreas tissue, human testis tissue. Observed molecular weight by Western-blot: 42 kDa

Preparation

This antibody was obtained by immunization of FIBP recombinant protein (Accession Number: NM_004214). Purification method: Antigen affinity purified.

Formulation

PBS with 0.1% sodium azide and 50% glycerol pH 7.3.

Storage

Store at -20°C. DO NOT ALIQUOT

Clonality

Polyclonal

Ig Type

Rabbit IgG

Applications

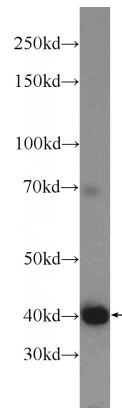
ELISA, WB, IHC, IF

Dilutions

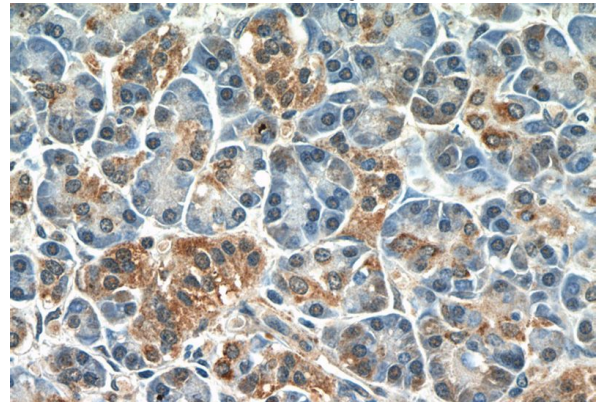
Recommended Dilution:

WB: 1:200-1:2000

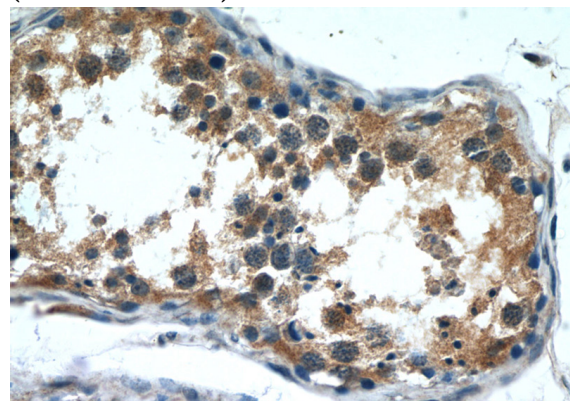
Validations



BxPC-3 cells were subjected to SDS PAGE followed by western blot with Catalog No:110654(FIBP Antibody) at dilution of 1:600



Immunohistochemistry of paraffin-embedded human pancreas tissue slide using Catalog No:110654(FIBP Antibody) at dilution of 1:50 (under 40x lens)

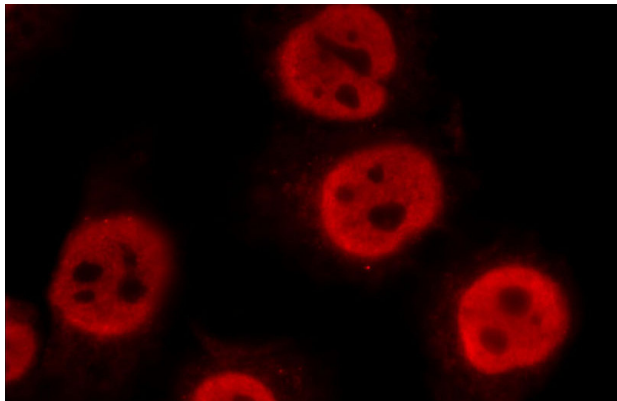


Immunohistochemistry of paraffin-embedded

FIBP antibody

Catalog Number: 110654

human testis tissue slide using Catalog No:110654(FIBP Antibody) at dilution of 1:50 (under 40x lens)



Immunofluorescent analysis of HepG2 cells using Catalog No:110654(FIBP Antibody) at dilution of 1:25 and Alexa Fluor 594-conjugated AffiniPure Goat Anti-Rabbit IgG(H+L)