

ITM2C antibody

Catalog Number: 111954

Product name

ITM2C antibody

Specificity

Human; other species not tested.

Antibody description

ITM2C Rabbit Polyclonal antibody. Positive IHC detected in human colon tissue. Positive WB detected in Transfected HEK-293 cells. Observed molecular weight by Western-blot: 30 kDa

Preparation

This antibody was obtained by immunization of ITM2C recombinant protein (Accession Number: NM_001012516). Purification method: Antigen affinity purified.

Formulation

PBS with 0.1% sodium azide and 50% glycerol pH 7.3.

Storage

Store at -20°C. DO NOT ALIQUOT

Clonality

Polyclonal

Ig Type

Rabbit IgG

Applications

ELISA, WB, IHC

Dilutions

Recommended Dilution:

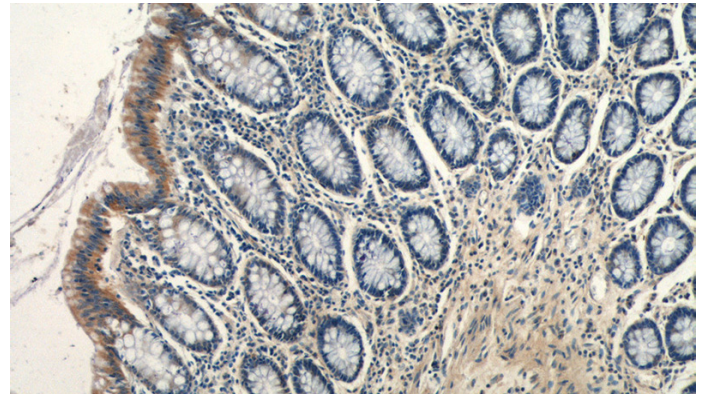
WB: 1:500-1:5000

IHC: 1:20-1:200

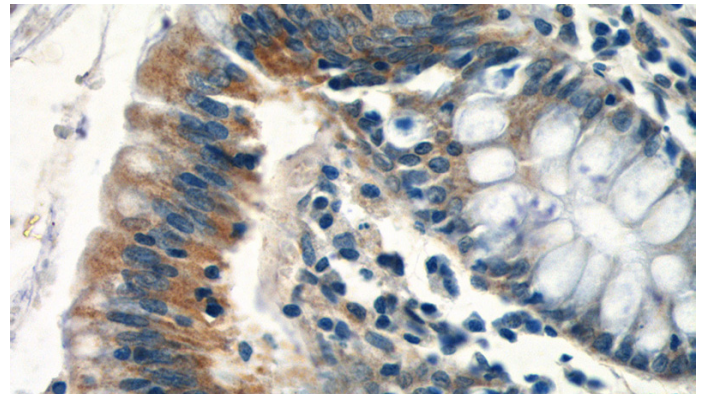
Validations



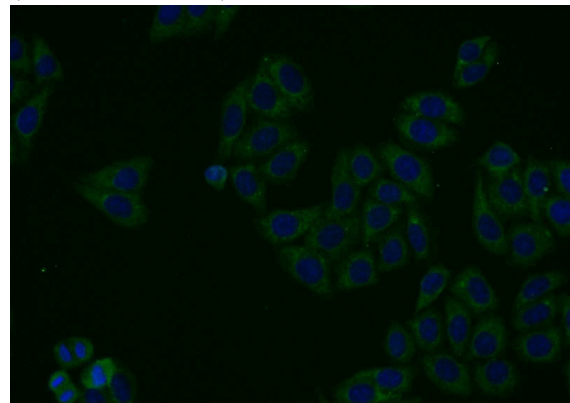
Transfected HEK-293 cells were subjected to SDS PAGE followed by western blot with Catalog No:111954(ITM2C Antibody) at dilution of 1:1000



Immunohistochemistry of paraffin-embedded human colon tissue slide using Catalog No:111954(ITM2C Antibody) at dilution of 1:50 (under 10x lens)



Immunohistochemistry of paraffin-embedded human colon tissue slide using Catalog No:111954(ITM2C Antibody) at dilution of 1:50 (under 40x lens)



ITM2C antibody



Catalog Number: 111954

Immunofluorescent analysis of HepG2 cells using 1:50 and Alexa Fluor 488-conjugated AffiniPure
Catalog No:111954(ITM2C Antibody) at dilution of Goat Anti-Rabbit IgG(H+L)