

p57Kip2 antibody

Catalog Number: 113554

Product name

p57Kip2 antibody

Specificity

Human; other species not tested.

Antibody description

p57Kip2 Rabbit Polyclonal antibody. Positive WB detected in Jurkat cells. Positive IHC detected in human placenta tissue. Observed molecular weight by Western-blot: 57 kDa

Preparation

This antibody was obtained by immunization of p57Kip2 recombinant protein (Accession Number: XM_017017088). Purification method: Antigen affinity purified.

Formulation

PBS with 0.02% sodium azide and 50% glycerol pH 7.3.

Storage

Store at -20°C. DO NOT ALIQUOT

Clonality

Polyclonal

Ig Type

Rabbit IgG

Applications

ELISA, IHC, WB


Dilutions

Recommended Dilution:

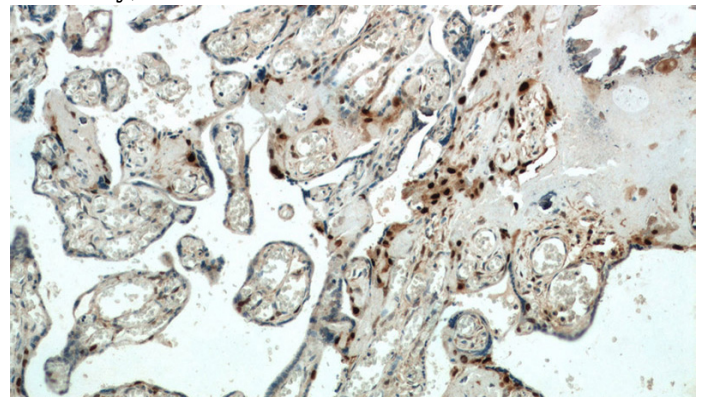
WB: 1:200-1:2000

IHC: 1:20-1:200

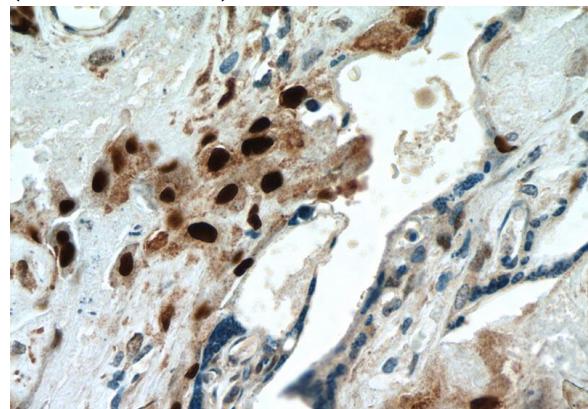
Validations



Jurkat cells were subjected to SDS PAGE followed by western blot with Catalog No:113554(CDKN1C Antibody) at dilution of 1:600



Immunohistochemistry of paraffin-embedded human placenta tissue slide using Catalog No:113554(CDKN1C Antibody) at dilution of 1:200 (under 10x lens)



Immunohistochemistry of paraffin-embedded human placenta tissue slide using Catalog No:113554(CDKN1C Antibody) at dilution of 1:200 (under 40x lens)