

# Chk1 antibody

Catalog Number: 107154

## Product name

Chk1 antibody

## Specificity

Human; other species not tested.

## Antibody description

Chk1 Mouse Monoclonal antibody. Positive IHC detected in human small intestine tissue, human testis tissue. Positive WB detected in HeLa cells, human testis tissue. Observed molecular weight by Western-blot: 40 kDa, 50 kDa

## Preparation

This antibody was obtained by immunization of Chk1 recombinant protein (Accession Number: NM\_001114122). Purification method: Protein A purified.

## Formulation

PBS with 0.02% sodium azide and 50% glycerol pH 7.3.

## Storage

Store at -20°C. DO NOT ALIQUOT

## Clonality

Monoclonal

## Ig Type

Mouse IgG2b

## Applications

ELISA, WB, IHC

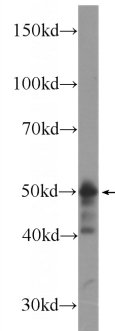
## Dilutions

Recommended Dilution:

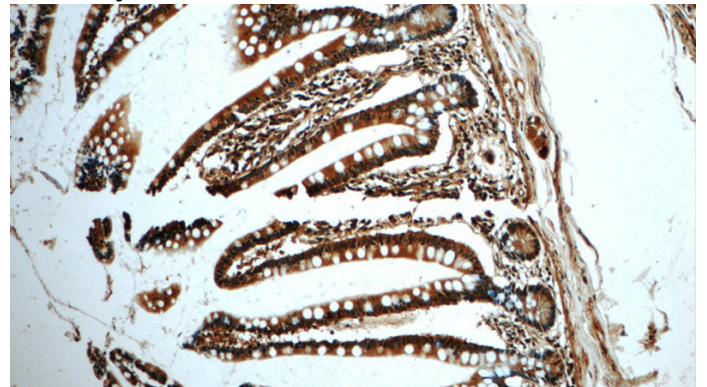
WB: 1:500-1:5000

IHC: 1:20-1:200

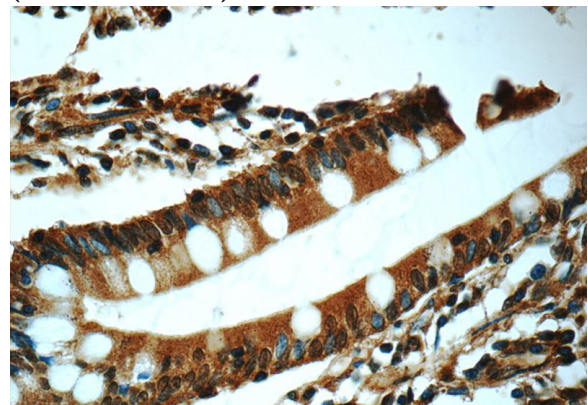
## Validations



HeLa cells were subjected to SDS PAGE followed by western blot with Catalog No:107154(CHK1 Antibody) at dilution of 1:1000



Immunohistochemistry of paraffin-embedded human small intestine tissue slide using Catalog No:107154(CHK1 Antibody) at dilution of 1:50 (under 10x lens)



Immunohistochemistry of paraffin-embedded human small intestine tissue slide using Catalog No:107154(CHK1 Antibody) at dilution of 1:50

# Chk1 antibody



Catalog Number: 107154

---

(under 40x lens)