

NFKB1 antibody

Catalog Number: 113154

Product name

NFKB1 antibody

IHC: 1:20-1:200

IF: 1:20-1:200

Specificity

Human; other species not tested.

Antibody description

NFKB1 Rabbit Polyclonal antibody. Positive IHC detected in human placenta tissue. Positive IF detected in SH-SY5Y cells. Positive WB detected in SH-SY5Y cells, HeLa cells, Jurkat cells, K-562 cells, Raji cells. Observed molecular weight by Western-blot: 105 kDa

Preparation

This antibody was obtained by immunization of NFKB1 recombinant protein (Accession Number: NM_003998). Purification method: Antigen affinity purified.

Formulation

PBS with 0.02% sodium azide and 50% glycerol pH 7.3.

Storage

Store at -20°C. DO NOT ALIQUOT

Clonality

Polyclonal

Ig Type

Rabbit IgG

Applications

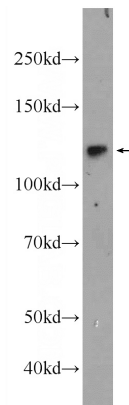
ELISA, WB, IHC, IF

Dilutions

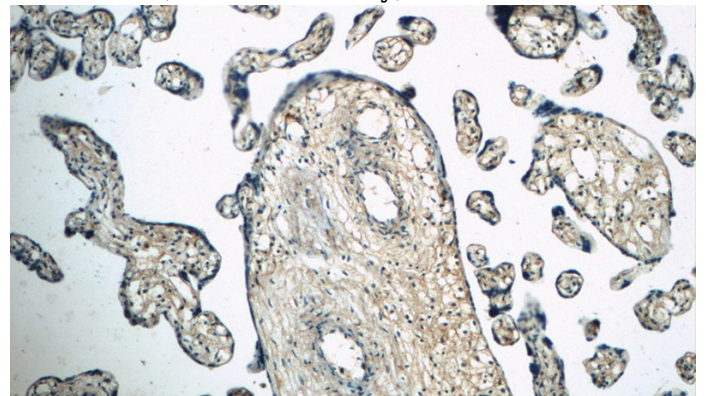
Recommended Dilution:

WB: 1:500-1:5000

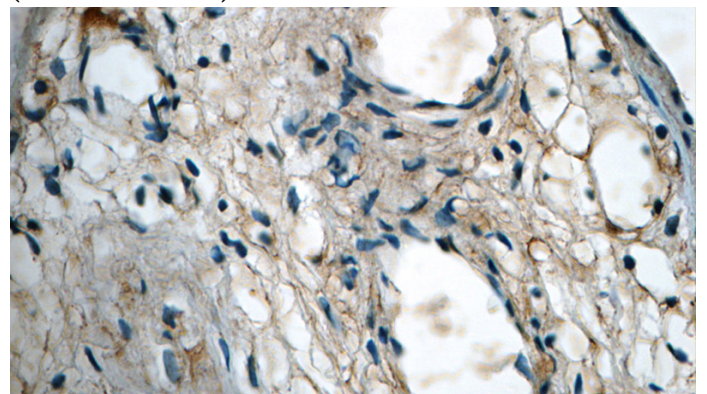
Validations



SH-SY5Y cells were subjected to SDS PAGE followed by western blot with Catalog No:113154(NFKB1 Antibody) at dilution of 1:1000



Immunohistochemistry of paraffin-embedded human placenta slide using Catalog No:113154(NFKB1 Antibody) at dilution of 1:50 (under 10x lens)

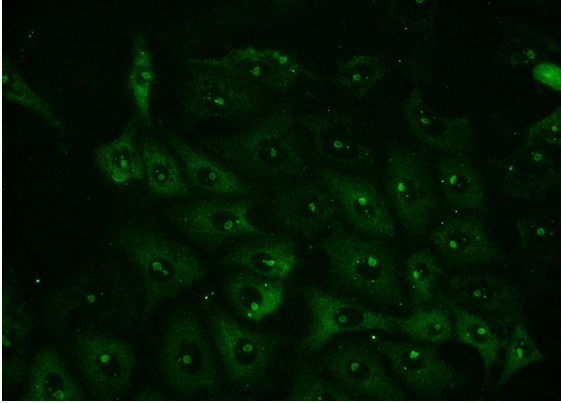


Immunohistochemistry of paraffin-embedded

NFKB1 antibody

Catalog Number: 113154

human placenta slide using Catalog
No:113154(NFKB1 Antibody) at dilution of 1:50
(under 40x lens)



Immunofluorescent analysis of (-20oc Ethanol)
fixed SH-SY5Y cells using Catalog
No:113154(NFKB1 Antibody) at dilution of 1:50
and Alexa Fluor 488-conjugated AffiniPure Goat
Anti-Rabbit IgG(H+L)