

# IKBKB antibody

Catalog Number: 111644

## Product name

IKBKB antibody

## Specificity

Human, Mouse; other species not tested.

## Antibody description

IKBKB Rabbit Polyclonal antibody. Positive IHC detected in human pancreas tissue. Positive IF detected in DU 145 cells. Positive WB detected in mouse testis tissue. Observed molecular weight by Western-blot: 85 kDa

## Preparation

This antibody was obtained by immunization of Peptide (Accession Number: NM\_001556). Purification method: Antigen affinity purified.

## Formulation

PBS with 0.02% sodium azide and 50% glycerol pH 7.3.

## Storage

Store at -20°C. DO NOT ALIQUOT

## Clonality

Polyclonal

## Ig Type

Rabbit IgG

## Applications

ELISA, WB, IHC, IF

## Dilutions

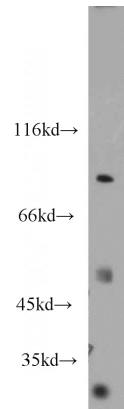
Recommended Dilution:

WB: 1:200-1:2000

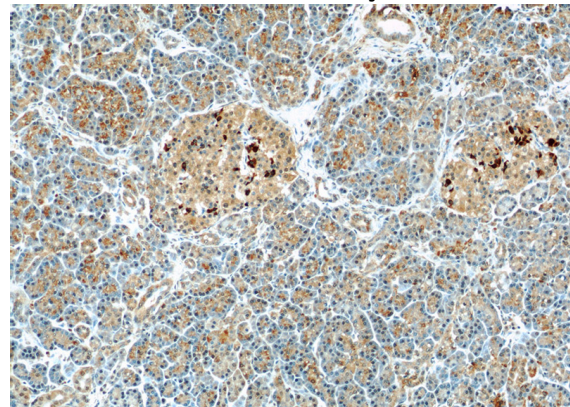
IHC: 1:20-1:200

IF: 1:20-1:200

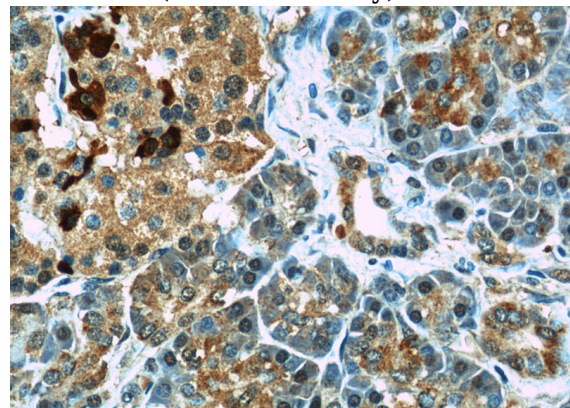
## Validations



mouse testis tissue were subjected to SDS PAGE followed by western blot with Catalog No:111644(IKBKB antibody) at dilution of 1:600



Immunohistochemistry of paraffin-embedded human pancreas slide using Catalog No:111644(IKBKB Antibody) at dilution of 1:50



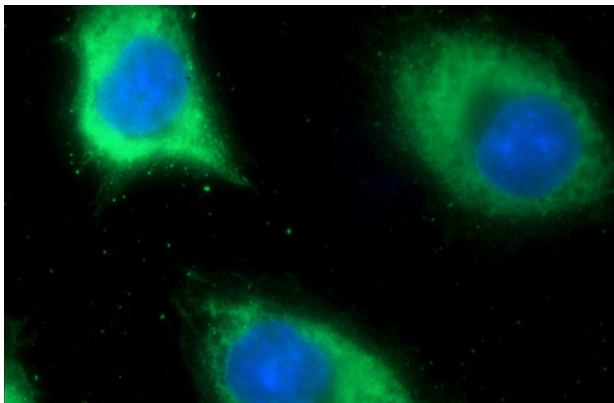
Immunohistochemistry of paraffin-embedded human pancreas slide using Catalog No:111644(IKBKB Antibody) at dilution of 1:50

# IKBKB antibody



Catalog Number: 111644

---



Immunofluorescent analysis of (-20oc Ethanol) fixed DU 145 cells using Catalog No:111644(IKBKB Antibody) at dilution of 1:50 and Alexa Fluor 488-conjugated AffiniPure Goat Anti-Rabbit IgG(H+L)