

GTPBP4 antibody

Catalog Number: 111244

Product name

GTPBP4 antibody

IP: 1:200-1:2000

IHC: 1:20-1:200

Specificity

Human, Mouse; other species not tested.

Antibody description

GTPBP4 Rabbit Polyclonal antibody. Positive WB detected in mouse testis tissue, HeLa cells, human kidney tissue. Positive IP detected in mouse testis tissue. Positive IHC detected in human cervical cancer tissue. Observed molecular weight by Western-blot: 74 kDa

Preparation

This antibody was obtained by immunization of GTPBP4 recombinant protein (Accession Number: NM_012341). Purification method: Antigen affinity purified.

Formulation

PBS with 0.02% sodium azide and 50% glycerol pH 7.3.

Storage

Store at -20°C. DO NOT ALIQUOT

Clonality

Polyclonal

Ig Type

Rabbit IgG

Applications


ELISA, WB, IHC, IP

Dilutions

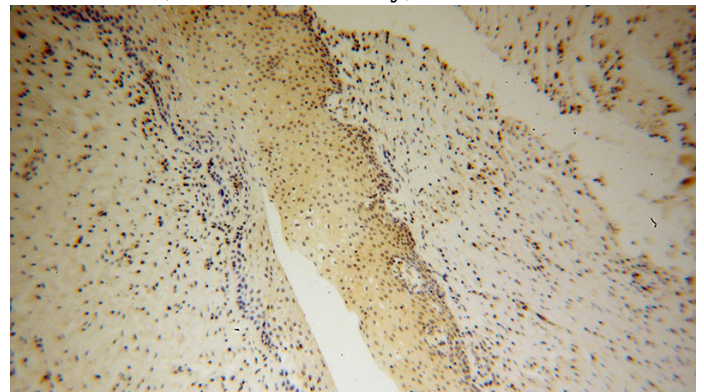
Recommended Dilution:

WB: 1:1000-1:10000

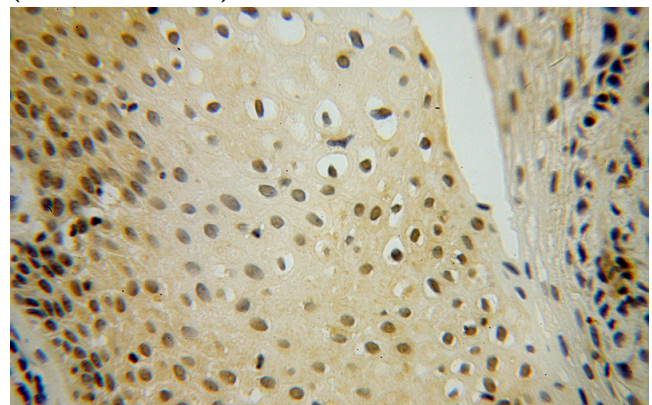
Validations



mouse testis tissue were subjected to SDS PAGE followed by western blot with Catalog No:111244(GTPBP4 antibody) at dilution of 1:800



Immunohistochemical of paraffin-embedded human cervical cancer using Catalog No:111244(GTPBP4 antibody) at dilution of 1:100 (under 10x lens)



Immunohistochemical of paraffin-embedded

GTPBP4 antibody

Catalog Number: 111244

human cervical cancer using Catalog No:111244(GTPBP4 antibody) at dilution of 1:100 (under 40x lens)

IP Result of anti-GTPBP4 (IP:Catalog No:111244, 4ug; Detection:Catalog No:111244 1:800) with mouse testis tissue lysate 4000ug.

