

Anti-PKR (7E7) Mouse antibody



Catalog Number: 168544

Product name

Anti-PKR (7E7) Mouse antibody

Specificity

Human

Antibody description

PKR (7E7) Mouse monoclonal antibody

Preparation

Antigen: Purified recombinant fragment of human EIF2AK2 (AA: 329-551) expressed in E. Coli.

Formulation

Purified antibody in PBS with 0.05% sodium azide.

Storage

Store at 4°C short term. Store at -20°C long term. Avoid freeze / thaw cycle.

Clonality

Monoclonal

Ig Type

Mouse IgG1

Applications

WB, IHC-P, FC

Dilutions

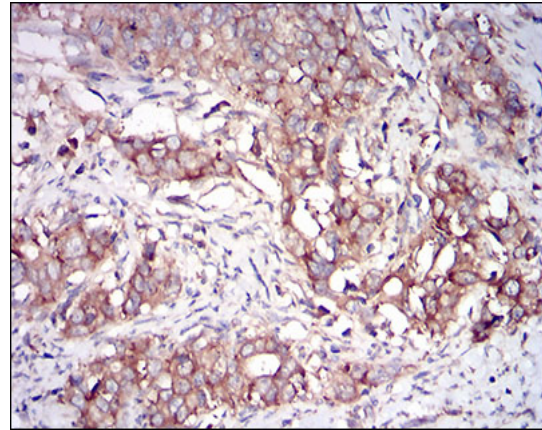
WB: 1/500 - 1/2000

IHC: 1/200 - 1/1000

FC: 1/200 - 1/400

ELISA: 1/10000

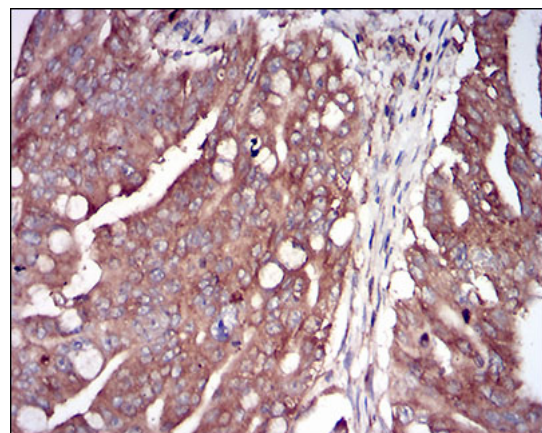
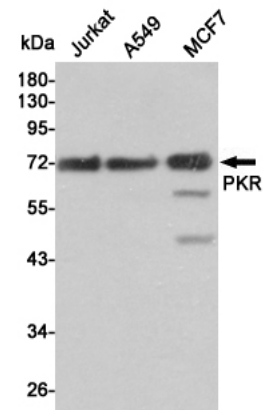
Validations



Immunohistochemical analysis of paraffin-embedded cervical cancer tissues using EIF2AK2

mouse mAb with DAB staining.

Western blot detection of PKR in Jurkat, A549 and MCF7 cell lysates using PKR mouse mAb (1:1000 diluted). Predicted band size: 62KDa. Observed band size: 74KDa.

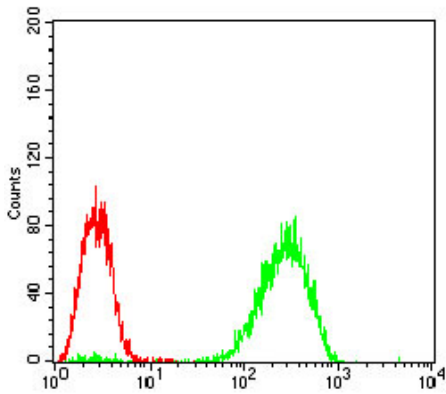


Immunohistochemical analysis of paraffin-embedded rectum cancer tissues using EIF2AK2 mouse mAb with DAB staining.

Anti-PKR (7E7) Mouse antibody



Catalog Number: 168544



Flow cytometric analysis of A431 cells using EIF2AK2 mouse mAb (green) and negative control (red).