

P2RX7 antibody



Catalog Number: 113544

Product name

P2RX7 antibody

Specificity

Human, Mouse, Rat; other species not tested.

Antibody description

P2RX7 Rabbit Polyclonal antibody. Positive FC detected in HeLa cells. Positive IF detected in HeLa cells. Positive IHC detected in human prostate cancer tissue, human tonsillitis tissue.

Preparation

This antibody was obtained by immunization of P2RX7 recombinant protein (Accession Number: NM_002562). Purification method: Antigen affinity purified.

Formulation

PBS with 0.1% sodium azide and 50% glycerol pH 7.3.

Storage

Store at -20°C. DO NOT ALIQUOT

Clonality

Polyclonal

Ig Type

Rabbit IgG

Applications

ELISA, IHC, IF, FC

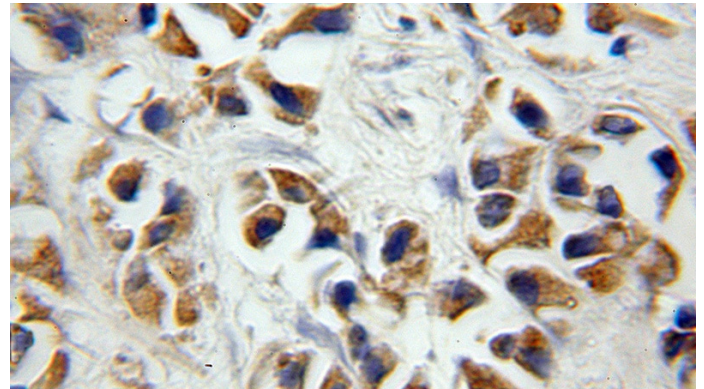
Dilutions

Recommended Dilution:

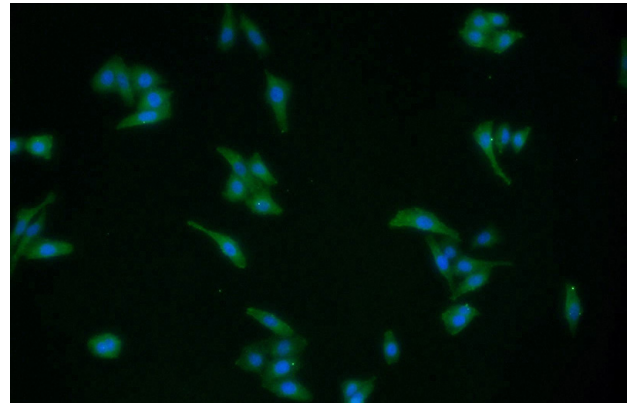
IHC: 1:20-1:200

IF: 1:20-1:200

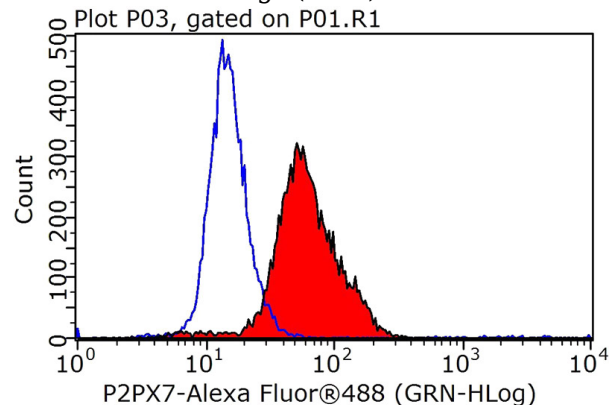
Validations



Immunohistochemical of paraffin-embedded human prostate cancer using Catalog No:113544(P2RX7 antibody) at dilution of 1:50 (under 10x lens)



Immunofluorescent analysis of HeLa cells using Catalog No:113544(P2RX7 Antibody) at dilution of 1:50 and Alexa Fluor 488-conjugated AffiniPure Goat Anti-Rabbit IgG(H+L)



1X10⁶ HeLa cells were stained with 0.2ug P2RX7 antibody (Catalog No:113544, red) and control antibody (blue). Fixed with 90% MeOH blocked with 3% BSA (30 min). Alexa Fluor 488-

P2RX7 antibody



Catalog Number: 113544

conjugated AffiniPure Goat Anti-Rabbit IgG(H+L) with dilution 1:1000.