

HSD17B11 antibody



Catalog Number: 111544

Product name

HSD17B11 antibody

Specificity

Human, Mouse, Rat; other species not tested.

Antibody description

HSD17B11 Rabbit Polyclonal antibody. Positive WB detected in L02 cells, mouse heart tissue, mouse liver tissue, mouse lung tissue. Positive IHC detected in human ovary tissue. Observed molecular weight by Western-blot: 28-33 kDa

Preparation

This antibody was obtained by immunization of HSD17B11 recombinant protein (Accession Number: NM_016245). Purification method: Antigen affinity purified.

Formulation

PBS with 0.02% sodium azide and 50% glycerol pH 7.3.

Storage

Store at -20°C. DO NOT ALIQUOT

Clonality

Polyclonal

Ig Type

Rabbit IgG

Applications

ELISA, WB, IHC


Dilutions

Recommended Dilution:

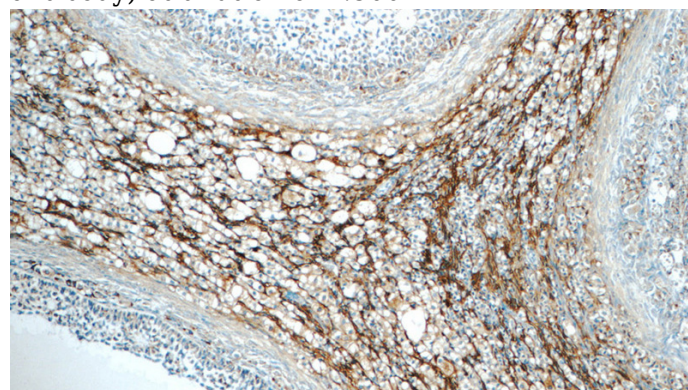
WB: 1:200-1:2000

IHC: 1:20-1:200

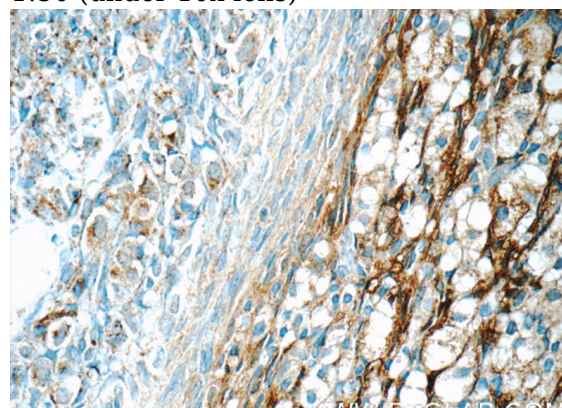
Validations



L02 cells were subjected to SDS PAGE followed by western blot with Catalog No:111544(HSD17B11 antibody) at dilution of 1:500



Immunohistochemistry of paraffin-embedded human ovary tissue slide using Catalog No:111544(HSD17B11 Antibody) at dilution of 1:50 (under 10x lens)



Immunohistochemistry of paraffin-embedded human ovary tissue slide using Catalog No:111544(HSD17B11 Antibody) at dilution of

HSD17B11 antibody



Catalog Number: 111544

1:50 (under 40x lens)