

# ARL5B antibody

Catalog Number: 108144

## Product name

ARL5B antibody

IHC: 1:20-1:200

IF: 1:10-1:100


## Specificity

Human, Mouse; other species not tested.

## Antibody description

ARL5B Rabbit Polyclonal antibody. Positive WB detected in human liver tissue. Positive IF detected in HepG2 cells. Positive IHC detected in human pancreas cancer tissue. Observed molecular weight by Western-blot: 25 kDa

## Validations



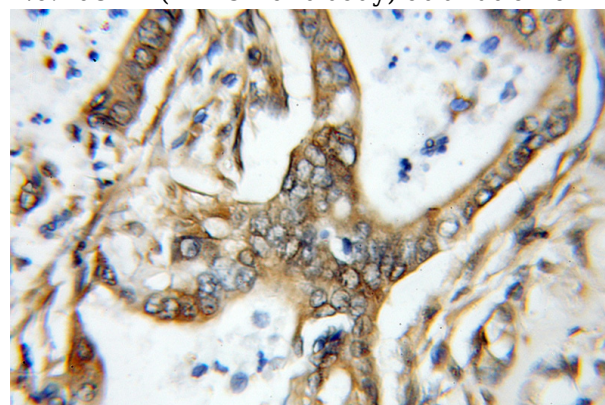
## Preparation

This antibody was obtained by immunization of ARL5B recombinant protein (Accession Number: NM\_178815). Purification method: Antigen affinity purified.

human liver tissue were subjected to SDS PAGE followed by western blot with Catalog No:108144(ARL5B antibody) at dilution of 1:500

## Formulation

PBS with 0.1% sodium azide and 50% glycerol pH 7.3.



## Storage

Store at -20°C. DO NOT ALIQUOT

## Clonality

Polyclonal

Immunohistochemical of paraffin-embedded human pancreas cancer using Catalog No:108144(ARL5B antibody) at dilution of 1:50 (under 10x lens)

## Ig Type

Rabbit IgG

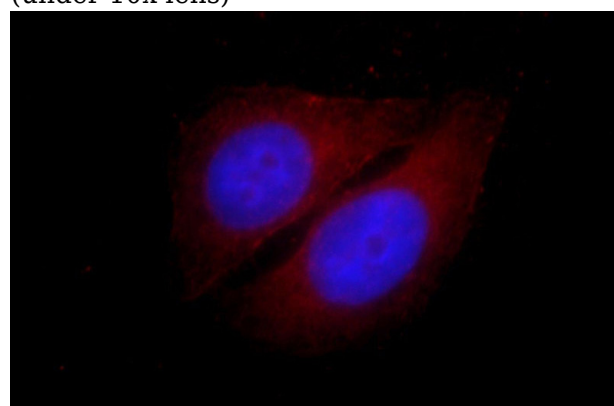
## Applications

ELISA, WB, IHC, IF

## Dilutions

Recommended Dilution:

WB: 1:200-1:2000



Immunofluorescent analysis of HepG2 cells, using

# ARL5B antibody



Catalog Number: 108144

---

ARL5B antibody Catalog No:108144 at 1:25  
dilution and Rhodamine-labeled goat anti-rabbit

IgG (red). Blue pseudocolor = DAPI (fluorescent  
DNA dye).