

SFPQ antibody

Catalog Number: 115144

Product name

SFPQ antibody

Immunogen

[Human SFPQ Recombinant protein \(His tag\)](#)

Specificity

Human, Mouse, Rat; other species not tested.

Antibody description

SFPQ Rabbit Polyclonal antibody. Positive IHC detected in human brain tissue. Positive IF detected in HeLa cells. Positive WB detected in HeLa cells, BxPC-3 cells, human brain tissue, Jurkat cells, mouse brain tissue, PC-3 cells, Y79 cells. Observed molecular weight by Western-blot: 100 kDa

Preparation

This antibody was obtained by immunization of SFPQ recombinant protein (Accession Number: NM_005066). Purification method: Antigen affinity purified.

Formulation

PBS with 0.02% sodium azide and 50% glycerol pH 7.3.

Storage

Store at -20°C. DO NOT ALIQUOT

Clonality

Polyclonal

Ig Type

Rabbit IgG

Applications

ELISA, WB, IHC, IF

Dilutions

Recommended Dilution:

WB: 1:500-1:5000

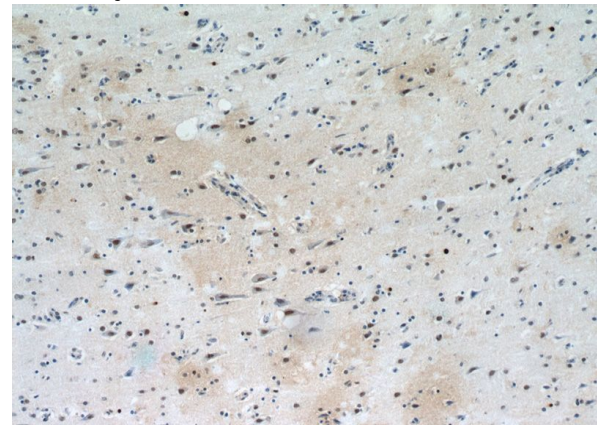
IHC: 1:20-1:200

IF: 1:50-1:500

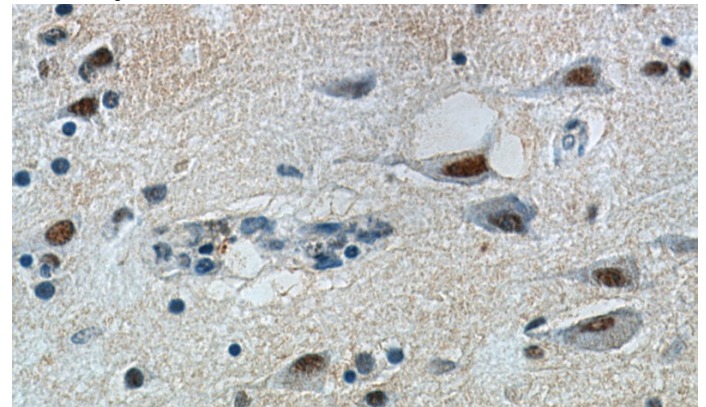
Validations



HeLa cells were subjected to SDS PAGE followed by western blot with Catalog No:115144(SFPQ antibody) at dilution of 1:700



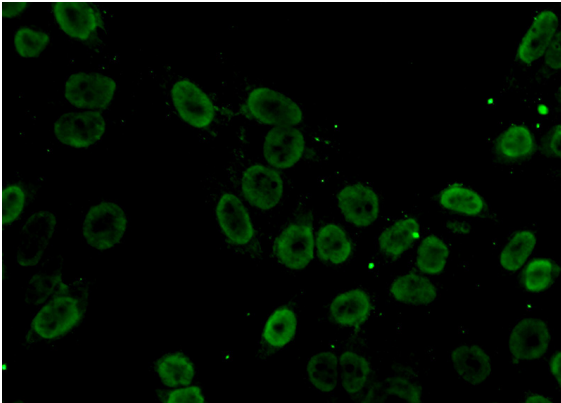
Immunohistochemical of paraffin-embedded human brain using Catalog No:115144(SFPQ antibody) at dilution of 1:50 (under 10x lens)



Immunohistochemical of paraffin-embedded human brain using Catalog No:115144(SFPQ antibody) at dilution of 1:50 (under 40x lens)

SFPQ antibody

Catalog Number: 115144



Immunofluorescent analysis of (10% Formaldehyde) fixed HeLa cells using Catalog No:115144(SFPQ Antibody) at dilution of 1:50 and Alexa Fluor 488-conjugated AffiniPure Goat Anti-Rabbit IgG(H+L)