

# CAPZA1 antibody



Catalog Number: 108844

## Product name

CAPZA1 antibody

## Specificity

Human, Mouse; other species not tested.

## Antibody description

CAPZA1 Rabbit Polyclonal antibody. Positive IHC detected in human colon cancer tissue, human stomach cancer tissue. Positive WB detected in human heart tissue, mouse brain tissue, mouse heart tissue. Observed molecular weight by Western-blot: 34-40 kDa

## Preparation

This antibody was obtained by immunization of Peptide (Accession Number: NM\_006135). Purification method: Antigen affinity purified.

## Formulation

PBS with 0.1% sodium azide and 50% glycerol pH 7.3.

## Storage

Store at -20°C. DO NOT ALIQUOT

## Clonality

Polyclonal

## Ig Type

Rabbit IgG

## Applications

ELISA, WB, IHC

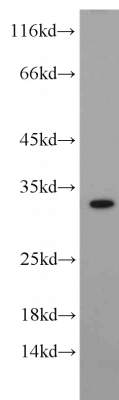
## Dilutions

Recommended Dilution:

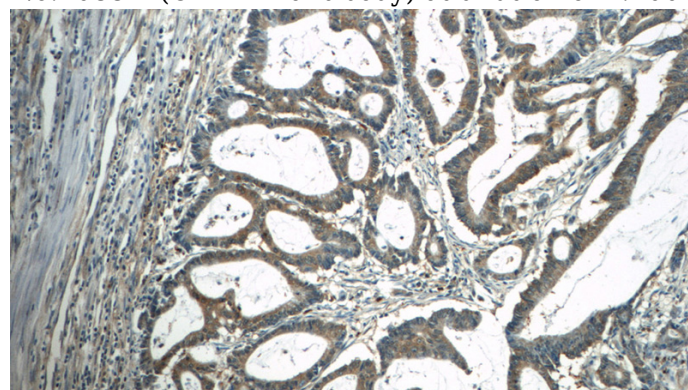
WB: 1:200-1:1000

IHC: 1:20-1:200

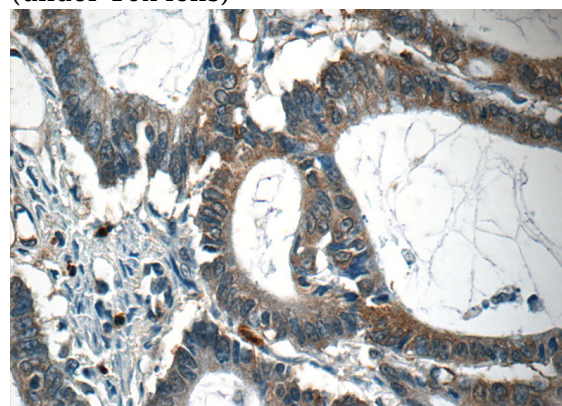
## Validations



human heart tissue were subjected to SDS PAGE followed by western blot with Catalog No:108844(CAPZA1 antibody) at dilution of 1:200



Immunohistochemistry of paraffin-embedded human colon cancer tissue slide using Catalog No:108844(CAPZA1 Antibody) at dilution of 1:50 (under 10x lens)



Immunohistochemistry of paraffin-embedded human colon cancer tissue slide using Catalog No:108844(CAPZA1 Antibody) at dilution of 1:50

# CAPZA1 antibody



Catalog Number: 108844

---

(under 40x lens)