

ZNF703 Polyclonal Antibody



Catalog Number: 162044

Product name

ZNF703 Polyclonal Antibody

Specificity

Human, Mouse, Rat

Antibody description

Polyclonal antibody to ZNF703

Preparation

Antigen: Recombinant fusion protein containing a sequence corresponding to amino acids 160-290 of human ZNF703 (NP_079345.1).

Formulation

PBS with 0.02% sodium azide, 50% glycerol, pH7.3.

Storage

Store at -20°C. Avoid freeze / thaw cycles.

Clonality

Polyclonal

Ig Type

Rabbit IgG

Applications

WB, IHC, IF

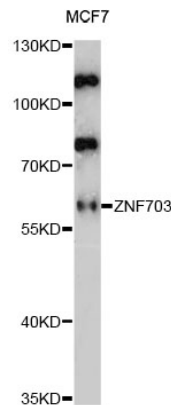
Dilutions

WB 1:500 - 1:2000

IHC 1:50 - 1:200

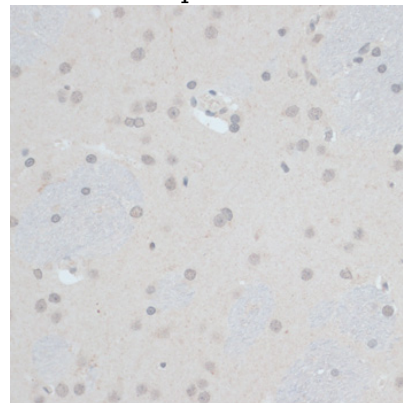
IF 1:50 - 1:200

Validations



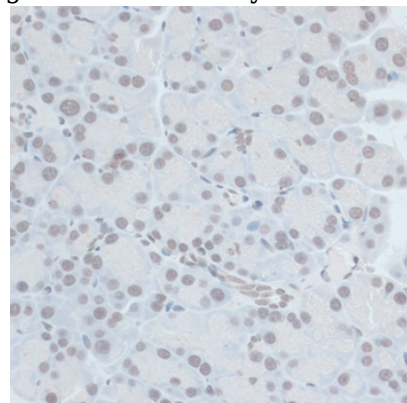
Western blot - ZNF703 Polyclonal Antibody

Western blot analysis of extracts of MCF7 cells, using ZNF703 antibody at 1:1000 dilution. Secondary antibody: HRP Goat Anti-Rabbit IgG (H+L) at 1:10000 dilution. Lysates/proteins: 25ug per lane. Blocking buffer: 3% nonfat dry milk in TBST. Detection: ECL Basic Kit. Exposure time: 30s.



Immunohistochemistry - ZNF703 Polyclonal Antibody

Immunohistochemistry of paraffin-embedded rat brain using ZNF703 antibody at dilution of 1:100



(40x lens).

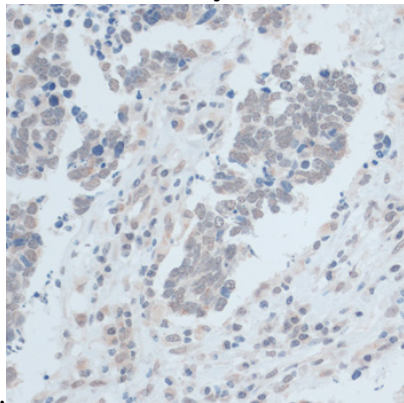
ZNF703 Polyclonal Antibody



Catalog Number: 162044

Immunohistochemistry - ZNF703 Polyclonal Antibody

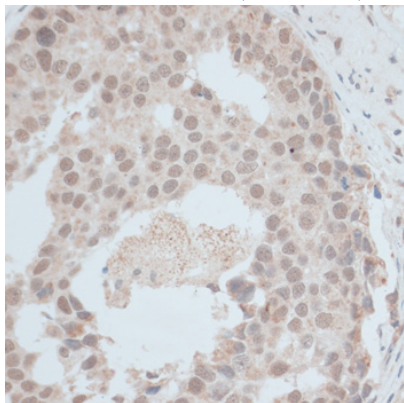
Immunohistochemistry of paraffin-embedded rat pancreas using ZNF703 antibody at dilution of



1:100 (40x lens).

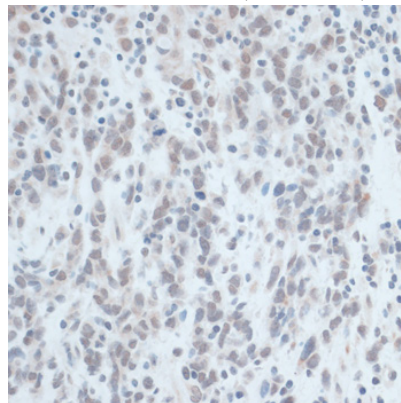
Immunohistochemistry - ZNF703 Polyclonal Antibody

Immunohistochemistry of paraffin-embedded human lung cancer using ZNF703 antibody at dilution of 1:100 (40x lens).



Immunohistochemistry - ZNF703 Polyclonal Antibody

Immunohistochemistry of paraffin-embedded human breast cancer using ZNF703 antibody at dilution of 1:100 (40x lens).



Immunohistochemistry - ZNF703 Polyclonal Antibody

Immunohistochemistry of paraffin-embedded human gastric cancer using ZNF703 antibody at dilution of 1:100 (40x lens).