

DOCK4 antibody

Catalog Number: 110044

Product name

DOCK4 antibody

Specificity

Human; other species not tested.

Antibody description

DOCK4 Rabbit Polyclonal antibody. Positive IP detected in HeLa cells. Positive IHC detected in human prostate cancer tissue, human ovary tumor tissue, human skeletal muscle tissue. Observed molecular weight by Western-blot: 225 kDa, 70 kDa

Preparation

This antibody was obtained by immunization of D^oCK4 recombinant protein (Accession Number: BC117689). Purification method: Antigen affinity purified.

Formulation

PBS with 0.02% sodium azide and 50% glycerol pH 7.3.

Storage

Store at -20°C. DO NOT ALIQUOT

Clonality

Polyclonal

Ig Type

Rabbit IgG

Applications

ELISA, IP, IHC

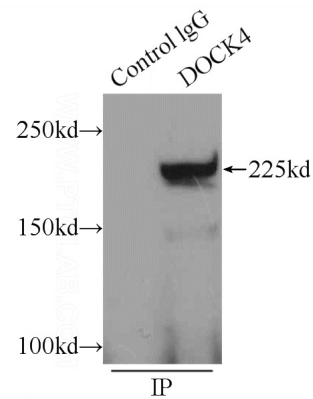
Dilutions

Recommended Dilution:

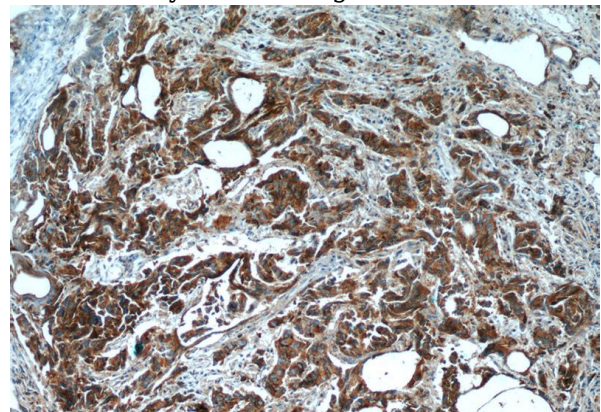
IP: 1:200-1:2000

IHC: 1:20-1:200

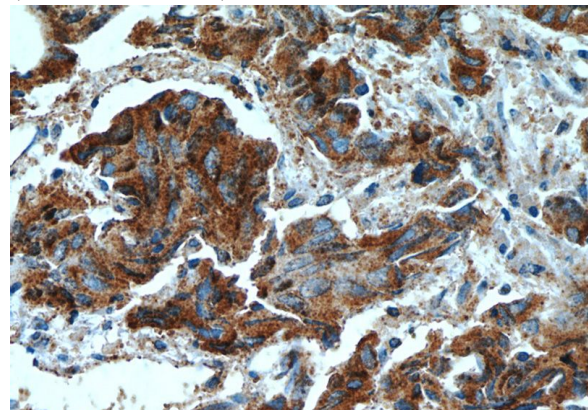
Validations



IP Result of anti-Dock4 (IP:Catalog No:110044, 5ug; Detection:Catalog No:110044 1:500) with HeLa cells lysate 1800ug.



Immunohistochemistry of paraffin-embedded human prostate cancer tissue slide using Catalog No:110044(Dock4 Antibody) at dilution of 1:50 (under 10x lens)



Immunohistochemistry of paraffin-embedded human prostate cancer tissue slide using Catalog

DOCK4 antibody



Catalog Number: 110044

No:110044(DocK4 Antibody) at dilution of 1:50 (under 40x lens)