

ATN1 antibody

Catalog Number: 108334

Product name

ATN1 antibody

Specificity

Human, Mouse; other species not tested.

Antibody description

ATN1 Rabbit Polyclonal antibody. Positive IHC detected in human ovary tissue, human testis tissue. Positive WB detected in mouse testis tissue. Observed molecular weight by Western-blot: 105-110 kDa

Preparation

This antibody was obtained by immunization of ATN1 recombinant protein (Accession Number: NM_001940). Purification method: Antigen affinity purified.

Formulation

PBS with 0.1% sodium azide and 50% glycerol pH 7.3.

Storage

Store at -20°C. DO NOT ALIQUOT

Clonality

Polyclonal

Ig Type

Rabbit IgG

Applications

ELISA, WB, IHC


Dilutions

Recommended Dilution:

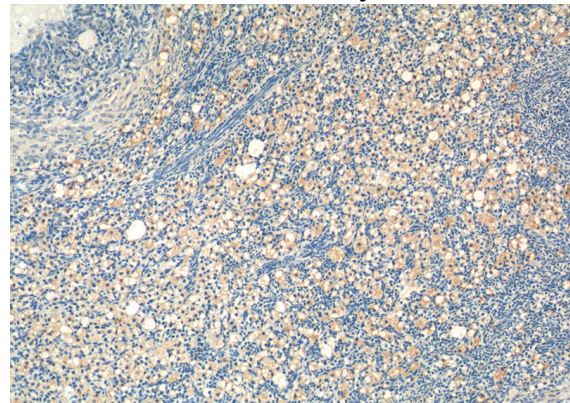
WB: 1:200-1:1000

IHC: 1:20-1:200

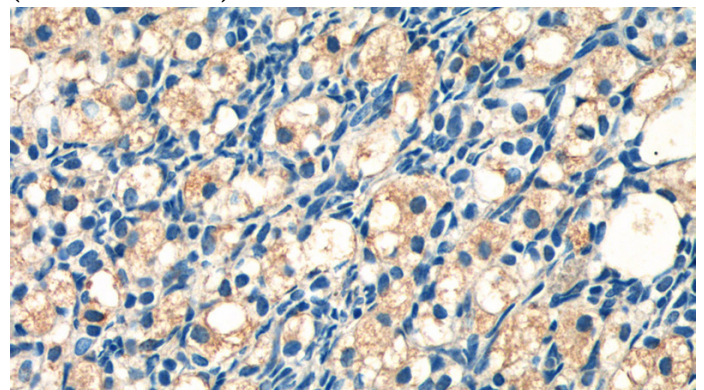
Validations



mouse testis tissue were subjected to SDS PAGE followed by western blot with Catalog No:108334(ATN1 Antibody) at dilution of 1:300



Immunohistochemistry of paraffin-embedded human ovary tissue slide using Catalog No:108334(ATN1 Antibody) at dilution of 1:50 (under 10x lens)



Immunohistochemistry of paraffin-embedded human ovary tissue slide using Catalog No:108334(ATN1 Antibody) at dilution of 1:50

ATN1 antibody



Catalog Number: 108334

(under 40x lens)